END MILL SERIES

刀柄形狀 Tool Type	刀片形狀 Insert Shape	柄徑（D）Shank Dia. (mm)																									頁碼 Page
		8	10	11	12	13	14	16	17	18	20	21	22	25	26	28	30	31	32	33	35	40	48.8	50	63	63.8	
EAPMC00								●	●		●	●		●	●				●		●	●		●			137
EAPMD00														●	●	●			●	●	●	●		●	●		138
EAX20-O							●	●		●	●		●	●	●	●	●		●			●		●	●		141
EAX20							●	●	●	●	●	●	●	●	●	●	●		●	●	●	●		●	●		142
EAX30-O														●		●	●		●		●	●		●	●		143
EAX30														●	●	●	●		●	●	●	●		●	●		144
E90AP00					●		●	●	●	●	●	●		●	●				●		●	●		●			146
EZC								●	●	●	●		●	●		●			●		●	●		●	●		148
EAP			●	●	●	●		●	●		●			●													150
ED90AP00			●	●	●	●		●	●		●	●		●	●					●	●						151
EDRDH00								●	●		●	●		●	●		●		●		●						152

刀桿形狀 Tool Type	刀片形狀 Insert Shape	柄徑（D）Shank Dia. (mm)																								頁碼 Page
		8	10	11	12	13	14	16	17	18	20	21	22	25	26	28	30	31	32	33	35	40	48.8	50	63	63.8	
EC00M00000 		●	●		●			●			●			●					●								153
(E)RD(HA)0R0			●	●	●	●		●	●		●	●		●	●		●		●		●						155
TS00-C00											●			●			●	●			●	●	39	49			156
TSP											●			●			●				●	●		●			156
SAE-00																	●				●	●	45	●	●		157
TC45°														●								●					157
TM45°												●						●					●			●	158
TM60°												●						●					●			●	158

刀桿形狀 Tool Type	刀片形狀 Insert Shape	柄徑（D）Shank Dia. (mm)									頁碼 Page
		20	25	32	35	40	50	63	80	100	
EM90AP00		●	●	●		●	●				159
EM90AP16 								●	●		159

刀柄形狀 Tool Type	刀片形狀 Insert Shape	柄徑（D）Shank Dia. (mm)													頁碼 Page
		40	50	63	64	74	80	94	100	114	125	139	160	200	
ESP400			●	●			●		●		●		●		162
EC					●	●		●		●		●			163
EZC-R		●	●	●			●		●						164
S45SE00			●	●			●		●		●		●		165
SE50-C00			●												166
EAX SHELL		●	●	●			●		●		●				167
EX90			●	●			●		●		●				168
EASX4000			●	●			●		●		●		●		169
ERDH			●	●											169
SC									●		●		●	●	170
SCT													●	●	170

EAPMC00-D00-000

E 端銑刀
E End Mill

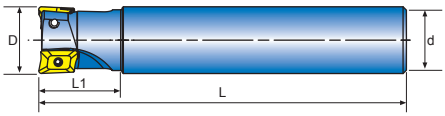



產品型號 Model No	在庫 Stock	寸法 Dimension (mm) D	d	L	L1	INO	刀片 Insert	零件 Parts 螺絲 Screw	旗型板手 Wrench	價格 Price
EAPMC11-D16-150	●	16	16	150	25	2	AP□□ 1135□□	CS25	T-8	
EAPMC11-D17-150	●	17	16	150	25	2				
EAPMC11-D20-150	●	20	20	150	30	3				
EAPMC11-D21-150	●	21	20	150	30	3				
EAPMC11-D25-150	●	25	25	150	35	4				
EAPMC11-D25-200	●	25	25	200	35	4				
EAPMC11-D26-150	●	26	25	150	35	4				
EAPMC11-D32-150	●	32	32	150	35	5				
EAPMC11-D35-150	●	35	32	150	40	5				
EAPMC11-D14-120		14	16	120	25	1				
EAPMC11-D14-80		14	16	80	25	1				
EAPMC11-D16-145		16	16	145	25	2				
EAPMC11-D18-100		18	16	100	25	2				
EAPMC11-D18-145		18	16	145	25	2				
EAPMC11-D20-110		20	20	110	30	3				
EAPMC11-D20-150		20	20	150	40	3				
EAPMC11-D21-150-3T		21	20	150	40	3				
EAPMC11-D21-200		21	20	200	40	2				
EAPMC11-D21-200-3T		21	20	200	40	3				
EAPMC11-D21-250		21	20	250	40	2				
EAPMC11-D21-250-3T		21	20	250	40	3				
EAPMC11-D22-110		22	20	110	30	3				
EAPMC11-D22-150	●	22	20	150	30	3				
EAPMC11-D25-120		25	25	120	35	4				
EAPMC11-D25-170		25	25	170	50	2				
EAPMC11-D26-150-4T		26	25	150	35	4				
EAPMC11-D26-200		26	25	200	35	2				
EAPMC11-D26-200-4T	●	26	25	200	35	4				
EAPMC11-D26-250		26	25	250	35	2				
EAPMC11-D26-250-4T		26	25	250	35	4				
EAPMC11-D28-120		28	25	120	35	4				
EAPMC11-D28-170		28	25	170	30	2				
EAPMC11-D30-120		30	25	120	35	4				
EAPMC11-D30-150	●	30	25	170	30	4				
EAPMC11-D32-130		32	32	130	40	5				
EAPMC11-D32-180		32	32	180	60	5				
EAPMC11-D33-150		33	32	150	40	5				
EAPMC11-D33-200		33	32	200	40	5				
EAPMC11-D33-250		33	32	250	40	5				
EAPMC11-D33-300		33	32	300	40	5				
EAPMC11-D35-200	●	35	32	200	40	5				
EAPMC11-D35-250		35	32	250	40	5				
EAPMC11-D35-300		35	32	300	40	5				
EAPMC11-D40-150		40	32	150	30	6				
EAPMC11-D40-180		40	32	180	30	2				
EAPMC11-D50-150		50	32	150	30	7				
EAPMC11-D63-150		63	32	150	30	8				

Insert Detail
AP □□ 1135 □□ ▶Ref.Page-AJ,139

刀片資料
AP □□ 1135 □□ ▶ 參考 AJ 、139 頁

EAPMD00-D00-000

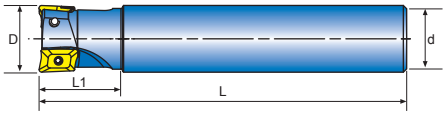

E 端銑刀
E End Mill

產品型號 Model No	在庫 Stock	寸法 Dimension (mm) D	d	L	L1	INO	刀片 Insert	零件 Parts 螺絲 Screw	旗型板手 Wrench	價格 Price
EAPMD16-D25-150	●	25	25	150	35	2	AP □□ 1604 □□	CS40	T-15	
EAPMD16-D25-200	●	25	25	200	35	2				
EAPMD16-D32-150	●	32	32	150	35	3				
EAPMD16-D40-150	●	40	32	150	40	4				
EAPMD16-D50-150	●	50	32	150	40	4				
EAPMD16-D25-120		25	25	120	35	2				
EAPMD16-D25-170		25	25	170	50	2				
EAPMD16-D26-150		26	25	150	35	2				
EAPMD16-D26-200		26	25	200	35	2				
EAPMD16-D26-250		26	25	250	35	2				
EAPMD16-D26-300		26	25	300	35	2				
EAPMD16-D28-120		28	25	120	35	2				
EAPMD16-D28-170		28	25	170	50	2				
EAPMD16-D30-130		30	25	130	40	3				
EAPMD16-D30-180		30	25	180	60	2				
EAPMD16-D32-130		32	32	130	40	3				
EAPMD16-D32-180		32	32	180	60	2				
EAPMD16-D32-25-130		32	25	130	40	3				
EAPMD16-D33-150		33	32	150	40	2				
EAPMD16-D33-150-3T		33	32	150	40	3				
EAPMD16-D33-200	●	33	32	200	40	2				
EAPMD16-D33-200-3T		33	32	200	40	3				
EAPMD16-D33-250	●	33	32	250	40	2				
EAPMD16-D33-250-3T		33	32	250	40	3				
EAPMD16-D33-300		33	32	300	40	2				
EAPMD16-D33-300-3T		33	32	300	40	3				
EAPMD16-D33-350		33	32	350	40	2				
EAPMD16-D33-350-3T		33	32	350	40	3				
EAPMD16-D35-130		35	32	130	40	3				
EAPMD16-D35-150		35	32	150	40	2				
EAPMD16-D35-150-3T		35	32	150	40	2				
EAPMD16-D35-180-3T		35	32	180	40	3				
EAPMD16-D35-200		35	32	200	40	2				
EAPMD16-D35-200-3T		35	32	200	60	3				
EAPMD16-D35-250		35	32	250	40	2				
EAPMD16-D35-250-3T		35	32	250	40	3				
EAPMD16-D35-300		35	32	300	40	2				
EAPMD16-D35-300-3T		35	32	300	40	3				
EAPMD16-D35-350-3T		35	32	350	40	3				
EAPMD16-D40-150		40	32	150	50	4				
EAPMD16-D40-200		35	32	200	40	3				
EAPMD16-D50-135		50	32	135	25	5				
EAPMD16-D50-170		50	32	170	50	5				
EAPMD16-D63-135		63	32	135	25	6				
EAPMD16-D63-170		63	32	170	50	6				

刀片資料
AP □□ 1135 □□ ▶ 參考 AJ 、139 頁
Insert Detail
AP □□ 1135 □□ ▶Ref.Page-AJ,139

推薦刀片材質表 Recommended Grade of Insert

型號 Model No.	P	P/M	P/M	K	尺寸 Dimension					圖解 Fig	刀片 Insert
	DF200	BEJ750	BEJ757	BEG607	L	I.W	S	d	r		
APMT113504-EG					11	6.35	3.5	1.5	0.4	1	1 2 3 4
APMT113508-EG *	●				11	6.35	3.5	1.1	0.8	1	
APMT160408-EG					16.5	9.525	4.76	1.4	0.8	2	
APMT160408-EH					16.5	9.525	4.76	1.4	0.8	2	
APMT1135PDR		●			11.25	6.2	3.5	2.8	0.8	3	
APMT160408PDER		●			17.25	9.25	4.76	4.4	0.8	4	
APMT1135PDER-FT		●			11.25	6.2	3.5	2.8	0.8		

"*" limited sales for some areas

■特長 Characteristics

強化了刀尖的低抵抗刀片和高精度的切刃
Precision Insert with Strong Cutting Edge and Low Cutting Force Design

- 採用獨自的曲線狀切刃，提高刃尖強度，減小了切削阻抗。
- 高精度切刃實現了接近精加工領域的高品質加工面。
- 在深溝槽加工和低剛性機床上也可流暢加工。
- Unique curved cutting edge design lowers cutting force yet improves cutting edge strength.
- Achieving high quality finish with high precision cutting edge.
- Smooth cutting even for deep grooves and low rigidity machines.

高耐久性刀體
Highly Durable Body

- 以特殊表面處理，提高了耐腐蝕性，耐磨損性。
- 以增大螺孔直徑，提高鎖緊力和耐久性。
- Special surface treatment improves corrosion resistance and scratch resistance.
- Increased screw size improves clamping force and durability.



全型號帶氣孔
Internal Coolant-holes are a Standard Feature for the Whole Series

- 氣冷和水冷，便排屑順暢。
- Improved chip evacuation with air or coolant supply.

①切削功率 Cutting Force

比以往品削減15%的切削阻力(主成分)

Cutting resistance (main component) is approx 15% lower than conventional cutters.

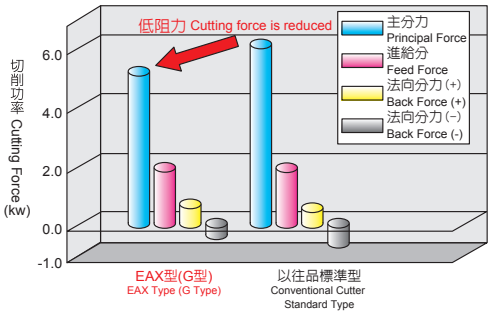

(切削條件)(Cutting Conditions)

被削材 Work Material：S50C

刀具 Tool：EAX3035E(Ø32)

刀片 Insert：AXMT170508PEER-G

材質 Grade：ACP200

切削速度 Cutting Speed：Vc=200m/min

進給量 Feed Rate：f_z=0.2 mm/t (Vf=1,200mm/min)

切削寬 Cutting Width：a_e=8mm

切深量 Cutting Depth：a_p＝10mm

②耐崩損性 Fracture Resistance

刀尖強度強化，耐崩損性大幅度提高

Huge increase in fracture resistance with improved cutting edge strength.

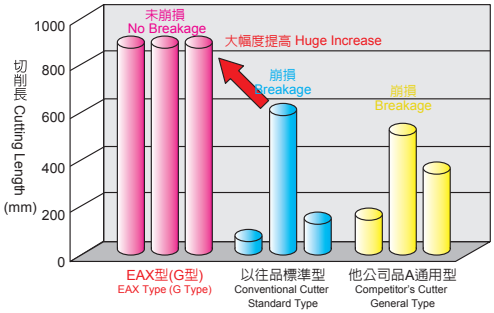

(切削條件)(Cutting Conditions)

被削材 Work Material：SCM440

刀具 Tool：EAX3032E(Ø32)

刀片 Insert：AXMT170508PEER-G

切削速度 Cutting Speed：Vc=100m/min

進給量 Feed Rate：f_z=0.4 mm/t (Vf=1,260mm/min)

切削寬 Cutting Width：a_e=25mm

切深量 Cutting Depth：a_p＝3mm

EAX20-O

EAX 端銑刀
EAX End Mill



產品型號 Model No	在庫 Stock	寸法 Dimension (mm) D	d	L	L1	INO	刀片 Insert	零件 Parts 螺絲 Screw	旗型板手 Wrench	價格 Price
EAX 2014E-80-O	●	14	16	80	25	1	AX □□ 1235 □□	CS30A	T-8	
EAX 2016E-100-O	●	16	16	100	25	2				
EAX 2018E-100-O	●	18	16	100	25	2				
EAX 2020E-110-O	●	20	20	110	30	3				
EAX 2022E-110-O	●	22	20	110	30	3				
EAX 2025E-120-O	●	25	25	120	35	4				
EAX 2028E-120-O	●	28	25	120	35	4				
EAX 2030E-120-O	●	30	25	120	35	4				
EAX 2032E-130-O	●	32	32	130	40	5				
EAX 2040E-150-O	●	40	32	150	30	6				
EAX 2050E-150-O	●	50	32	150	30	7				
EAX 2063E-150-O	●	63	32	150	30	8				
EAX 2014EL-120-O	●	14	16	120	25	1				
EAX 2016EL-145-O	●	16	16	145	25	2				
EAX 2018EL-145-O	●	18	16	145	25	2				
EAX 2020EL-150-O	●	20	20	150	40	2				
EAX 2020EL-150-3T-O	●	20	20	150	40	3				
EAX 2022EL-150-O	●	22	20	150	30	2				
EAX 2025EL-170-O	●	25	25	170	50	2				
EAX 2026EL-200-O	●	26	25	200	50	2				
EAX 2028EL-170-O	●	28	25	170	30	2				
EAX 2030EL-170-O	●	30	25	170	30	2				
EAX 2032EL-180-O	●	32	32	180	60	2				
EAX 2040EL-180-O	●	40	32	180	30	2				
EAX 2040EL-180-6T-O	●	40	32	180	30	6				

◆ -O oil hole 帶水孔
● Limited sales for some areas

EAX20

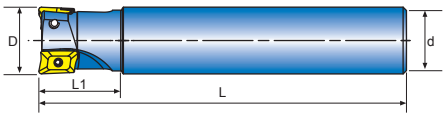

EAX 端銑刀
EAX End Mill



產品型號 Model No	在庫 Stock	寸法 Dimension (mm) D	d	L	L1	INO	刀片 Insert	零件 Parts 螺絲 Screw	旗型板手 Wrench	價格 Price
EAX 2014E-80	●	14	16	80	25	1	AX □□ 1235 □□	CS30A	T-8	
EAX 2016E-100	●	16	16	100	25	2				
EAX 2018E-100	●	18	16	100	25	2				
EAX 2020E-110	●	20	20	110	30	3				
EAX 2022E-110	●	22	20	110	30	3				
EAX 2025E-120	●	25	25	120	35	4				
EAX 2028E-120	●	28	25	120	35	4				
EAX 2030E-120	●	30	25	120	35	4				
EAX 2032E-130	●	32	32	130	40	5				
EAX 2040E-150	●	40	32	150	30	6				
EAX 2050E-150	●	50	32	150	30	7				
EAX 2063E-150	●	63	32	150	30	8				
EAX 2014EL-120	●	14	16	120	25	1				
EAX 2016EL-145	●	16	16	145	25	2				
EAX 2017EL-150	●	17	16	150	25	2				
EAX 2018EL-145	●	18	16	145	25	2				
EAX 2020EL-150	●	20	20	150	40	3				
EAX 2021EL-150	●	21	20	150	40	2				
EAX 2021EL-200	●	21	20	200	40	2				
EAX 2021EL-250	●	21	20	250	40	2				
EAX 2021EL-150-3T	●	21	20	150	40	3				
EAX 2021EL-200-3T	●	21	20	200	40	3				
EAX 2021EL-250-3T	●	21	20	250	40	3				
EAX 2022EL-150	●	22	20	150	30	3				
EAX 2025EL-170	●	25	25	170	50	2				
EAX 2026EL-150	●	26	25	150	35	2				
EAX 2026EL-200	●	26	25	200	35	2				
EAX 2026EL-250	●	26	25	250	35	2				
EAX 2026EL-150-4T	●	26	25	150	35	4				
EAX 2026EL-200-4T	●	26	25	200	35	4				
EAX 2026EL-250-4T	●	26	25	250	35	4				
EAX 2028EL-170	●	28	25	170	30	2				
EAX 2030EL-170	●	30	25	170	30	2				
EAX 2032EL-180	●	32	32	180	60	5				
EAX 2033EL-150	●	33	32	150	40	5				
EAX 2033EL-200	●	33	32	200	40	5				
EAX 2033EL-250	●	33	32	250	40	5				
EAX 2033EL-300	●	33	32	300	40	5				
EAX 2035EL-150	●	35	32	150	40	5				
EAX 2035EL-200	●	35	32	200	40	5				
EAX 2035EL-250	●	35	32	250	40	5				
EAX 2035EL-300	●	35	32	300	40	5				
EAX 2040EL-180	●	40	32	180	30	2				

● Limited sales for some areas

EAX30-O

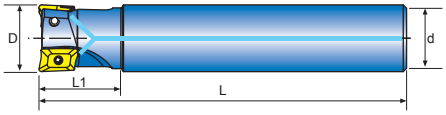

EAX 端銑刀
EAX End Mill

產品型號 Model No	在庫 Stock	寸法 Dimension (mm) D	d	L	L1	INO	刀片 Insert	零件 Parts 螺絲 Screw	旗型板手 Wrench	價格 Price
EAX 3025E-20-120-O	●	25	20	120	35	2	AX □□ 1705 □□	CS40	T-15	
EAX 3025E-120-O	●	25	25	120	35	2				
EAX 3028E-120-O	●	28	25	120	35	2				
EAX 3030E-130-O	●	30	25	130	40	3				
EAX 3032E-25-130-O	●	32	25	130	40	3				
EAX 3032E-130-O	●	32	32	130	40	3				
EAX 3035E-130-O	●	35	32	130	40	3				
EAX 3040E-170-O	●	40	32	170	50	4				
EAX 3050E-170-O	●	50	32	170	50	5				
EAX 3063E-170-O	●	63	32	170	50	6				
EAX 3050ES-135-O	●	50	32	135	25	5				
EAX 3050ES-42-135-O	●	50	42	135	25	5				
EAX 3063ES-135-O	●	63	32	135	25	6				
EAX 3063ES-42-135-O	●	63	42	135	25	6				
EAX 3025EL-170-O	●	25	25	170	50	2				
EAX 3028EL-170-O	●	28	25	170	50	2				
EAX 3030EL180-O	●	30	25	180	60	2				
EAX 3030EL-O-3T	●	30	25	180	60	3				
EAX 3032EL-180-O	●	32	32	180	60	2				
EAX 3035EL-180-O	●	35	32	180	60	2				
EAX 3040EL-220-O	●	40	32	220	80	2				
EAX 3040E-C-170-O	●	40	32	170	50	3				
EAX 3050E-C-170-O	●	50	32	170	50	3				
EAX 3063E-C-170-O	●	63	32	170	50	4				
EAX 3050ES-C-135-O	●	50	32	135	25	3				
EAX 3050ES-C-42-135-O	●	50	42	135	25	3				
EAX 3063ES-C-135-O	●	63	32	135	25	4				
EAX 3063ES-C-42-135-O	●	63	42	135	25	4				

◆ -O oil hole 帶水孔
● Limited sales for some areas

EAX30

EAX 端銑刀
EAX End Mill

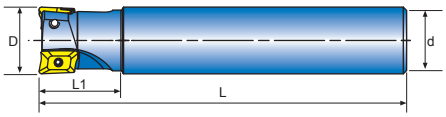

產品型號 Model No	在庫 Stock	寸法 Dimension (mm) D	d	L	L1	INO	刀片 Insert	零件 Parts 螺絲 Screw	旗型板手 Wrench	價格 Price
EAX 3025E-20-120	●	25	20	120	35	2	AX □□ 1705 □□	CS40	T-15	
EAX 3025E-120	●	25	25	120	35	2				
EAX 3028E-120	●	28	25	120	35	2				
EAX 3030E-130	●	30	25	130	40	3				
EAX 3032E-25-130	●	32	25	130	40	3				
EAX 3032E-130	●	32	32	130	40	3				
EAX 3035E-130	●	35	32	130	40	3				
EAX 3040E-170	●	40	32	170	50	4				
EAX 3050E-170	●	50	32	170	50	5				
EAX 3063E-170	●	63	32	170	50	6				
EAX 3050ES-135	●	50	32	135	25	5				
EAX 3050ES-42-135	●	50	42	135	25	5				
EAX 3063ES-135	●	63	32	135	25	6				
EAX 3063ES-42-135	●	63	42	135	25	6				
EAX 3025EL-170	●	25	25	170	50	2				
EAX 3026EL-150	●	26	25	150	35	2				
EAX 3026EL-200	●	26	25	200	35	2				
EAX 3026EL-250	●	26	25	250	35	2				
EAX 3026EL-300	●	26	25	300	35	2				
EAX 3028EL-170	●	28	25	170	50	2				
EAX 3030EL-180	●	30	25	180	60	3				
EAX 3032EL-180	●	32	32	180	60	2				
EAX 3033EL-150	●	33	32	150	40	2				
EAX 3033EL-200	●	33	32	200	40	2				
EAX 3033EL-250	●	33	32	250	40	2				
EAX 3033EL-300	●	33	32	300	40	2				
EAX 3033EL-350	●	33	32	350	40	2				
EAX 3033EL-150-3T	●	33	32	150	40	3				
EAX 3033EL-200-3T	●	33	32	200	40	3				
EAX 3033EL-250-3T	●	33	32	250	40	3				
EAX 3033EL-300-3T	●	33	32	300	40	3				
EAX 3033EL-350-3T	●	33	32	350	40	3				
EAX 3035EL-150	●	35	32	150	40	2				
EAX 3035EL-200	●	35	32	200	40	2				
EAX 3035EL-250	●	35	32	250	40	2				
EAX 3035EL-300	●	35	32	300	40	2				
EAX 3035EL-350	●	35	32	350	40	2				
EAX 3035EL-150-3T	●	35	32	150	40	3				
EAX 3035EL-180-3T	●	35	32	180	60	3				
EAX 3035EL-200-3T	●	35	32	200	40	3				
EAX 3035EL-250-3T	●	35	32	250	40	3				
EAX 3035EL-300-3T	●	35	32	300	40	3				
EAX 3035EL-350-3T	●	35	32	350	40	3				
EAX 3040EL-220	●	40	32	220	80	2				
EAX 3040E-C-170	●	40	32	170	50	3				
EAX 3050E-C-170	●	50	32	170	50	3				
EAX 3063E-C-170	●	63	32	170	50	4				
EAX 3050ES-C-135	●	50	32	135	25	3				
EAX 3050ES-C-42-135	●	50	42	135	25	3				
EAX 3063ES-C-135	●	63	32	135	25	4				
EAX 3063ES-C-42-135	●	63	42	135	25	4				

● Limited sales for some areas

推薦切削條件表 Recommended cutting condition

刃徑 Diameter(mm)	被削材 Work material	P 軟 鋼 (SS400) (Mild Steel)	M 不鏽鋼 (SUS304) (Stainless Steel)	K 鑄鐵 (FC250) (Cast Iron)	N 合金 (ADC12)
10~22	V	80-**100**-120	70-**100**-120	80-**100**-120	200-**300**-500
	f	0.08-**0.10**-0.15	0.08-**0.10**-0.15	0.08-**0.10**-0.15	0.08-**0.10**-0.15
25~40	V	100-**150**-180	80-**140**-160	100-**150**-180	200-**500**-1000
	f	0.10-**0.12**-0.20	0.10-**0.12**-0.20	0.10-**0.15**-0.20	0.10-**0.15**-0.20
50~63	V	100-**150**-180	80-**140**-160	100-**150**-180	200-**500**-1000
	f	0.10-**0.12**-0.20	0.10-**0.12**-0.20	0.10-**0.15**-0.20	0.10-**0.15**-0.20

◆ (V=m/min. f=mm/ 刃) (下限值—推薦值—上限值)
◆ 工具回轉速度 (N)=[1000× 切削速度 (V)]÷[3.14× 工具直徑 (D)]
◆ 總進給 (F)=[每刃進給 (ft)× 工具刃數 (Z)× 工具回轉速度 (N)]

推薦刀片材質表 Recommended Grade of Insert

型號 Model No	P ACP100	P/M ACP200	P/M ACP300	K ACK200	K ACK300	K/M ACK310	P ACZ330	P/M ACZ350	K/N H1	寸法 R	圖解 Fig	刀片 Insert
AXMT123504PEER-G		●	●	●						0.4	1	
AXMT123508PEER-G		●	●	●						0.8	1	
AXMT123504PEER-H		●	●	●						0.4	1	
AXMT123508PEER-H		●	●	●						0.8	1	
AXET123504PEFR-S									●	0.4	3	
AXMT170504PEER-G		●	●	●						0.4	2	
AXMT170508PEER-G		●	●	●						0.8	2	
AXMT170508PEER-H		●	●	●						0.8	2	
AXET170504PEFR-S									●	0.4	3	

1

2

3

◆ 未尾 G: 範用型 (General) H: 重切削 (Heavy) S: 鋁用 (Aluminum)
● Limited sales for some areas

E90AP00-D00

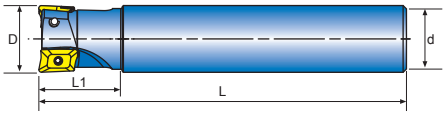

E 端銑刀

E End Mill

產品型號 Model No	在庫 Stock	寸法 Dimension (mm) D	d	L	L1	INO	刀片 Insert	零件 Parts 螺絲 Screw	旗型板手 Wrench	價格 Price
E90AP10-D12-90	●	12	12	90	25	1	AP □□ 1035 □□	CS25	T-8	
E90AP10-D12-100	●	12	12	100	25	1				
E90AP10-D14-80	●	14	16	80	25	1				
E90AP10-D16-90	●	16	16	90	25	2				
E90AP10-D16-150	●	16	16	150	25	2				
E90AP10-D17-150	●	17	16	150	25	2				
E90AP10-D18-90	●	18	16	90	25	2				
E90AP10-D20-110	●	20	20	110	30	3				
E90AP10-D20-150	●	20	20	150	30	3				
E90AP10-D21-150	●	21	20	150	30	3				
E90AP10-D25-120	●	25	25	120	35	4				
E90AP10-D25-150	●	25	25	150	35	4				
E90AP10-D25-200	●	25	25	200	35	4				
E90AP10-D26-150	●	26	25	150	35	4				
E90AP10-D32-150	●	32	32	150	35	5				
E90AP10-D35-150	●	35	32	150	40	5				
E90AP16-D25-150	●	25	25	150	35	2	AP □□ 1605 □□	CS35	T-15	
E90AP16-D25-200	●	25	25	200	35	2				
E90AP16-D32-150	●	32	32	150	35	3				
E90AP16-D40-150	●	40	32	150	40	4				
E90AP16-D50-150	●	50	32	150	40	5				

推薦切削條件表 Recommended cutting condition

刃徑 Diameter(mm)	被削材 Work material	P 軟 鋼 (SS400) (Mild Steel)	M 不鏽鋼 (SUS304) (Stainless Steel)	K 鑄鐵 (FC250) (Cast Iron)	N 合金 (ADC12)
10~22	V	80-**100**-120	70-**100**-120	80-**100**-120	200-**300**-500
	f	0.08-**0.10**-0.15	0.08-**0.10**-0.15	0.08-**0.10**-0.15	0.08-**0.10**-0.15
25~40	V	100-**150**-180	80-**140**-160	100-**150**-180	200-**500**-1000
	f	0.10-**0.12**-0.20	0.10-**0.12**-0.20	0.10-**0.15**-0.20	0.10-**0.15**-0.20
50~63	V	100-**150**-180	80-**140**-160	100-**150**-180	200-**500**-1000
	f	0.10-**0.12**-0.20	0.10-**0.12**-0.20	0.10-**0.15**-0.20	0.10-**0.15**-0.20

◆ (V=m/min. f=mm/ 刃) (下限值—推薦值—上限值)
◆ 工具回轉速度 (N)=[1000× 切削速度 (V)]÷[3.14× 工具直徑 (D)]
◆ 總進給 (F)=[每刃進給 (ft)× 工具刃數 (Z)× 工具回轉速度 (N)]

推薦刀片材質表 Recommended Grade of Insert

型號 Model No	P ACP100	P/M ACP200	P/M ACP300	K ACK200	K ACK300	K/M ACK310	P ACZ330	P/M ACZ350	K/N H1	寸法 R	圖解 Fig	刀片 Insert
APMT103504PDER-H						●	●			0.4	1	1
APMT103508PDER-H						●	●			0.8	1	
APET103504PDFR-S									●	0.4	3	2
APMT160508PDER-H						●	●			0.8	2	
APET160504PDFR-S									●	0.4	3	3

◆ 末尾 G: 範用型 (General) H: 重切削 (Heavy) S: 鋁用 (Aluminum)

EZC

EZC 端銑刀
EZC End Mill

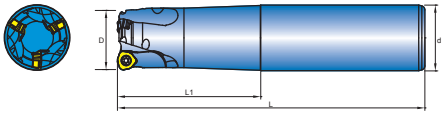

產品型號 Model No	在庫 Stock	寸法 Dimension (mm) D1	d	L1	L2	L	INO	刀片 Insert	零件 Parts 螺絲 Screw	壓板 Clamp	壓板螺絲 Screw	旗型板手 Wrench	價格 Price
EZC06016ES-110	●	16	16	30	80	110	2	ZCMT06	CS25	-	-	T-8	
EZC06016EM-150	●	16	16	70	80	150	2						
EZC06017EM-150	●	17	16	20	130	150	2						
EZC06018EM-150		18	16	20	130	150	2						
EZC06020ES-130		20	20	50	80	130	3						
EZC06020EM-180		20	20	100	80	180	3						
EZC06022EM-180		22	20	30	150	180	3						
EZC06025ES-140		25	25	60	80	140	3						
EZC06025EM-250		25	25	120	130	250	3						
EZC08020ES-130	●	20	20	50	80	130	2	ZCMT08	CS30	-	-	T-10	
EZC08020EM-180		20	20	100	80	180	2						
EZC08022EM-180	●	22	20	30	150	180	2						
EZC08025ES-140	●	25	25	60	80	140	2		CS30	CCH3.5	CS3511	T-10	
EZC08025EM-250		25	25	120	130	250	2						
EZC08028EM-250		28	25	40	210	250	2						
EZC08032ES-150	●	32	32	70	80	150	3						
EZC08032EM-250		32	32	120	130	250	3						
EZC08035EM-250		35	32	50	200	250	3						
EZC12032ES-150		32	32	70	80	150	2	ZCMT12	CS40	CCH3.5	CS3511	T-15	
EZC12032EM-250		32	32	120	130	250	2						
EZC12035EM-250		35	32	50	200	250	2						
EZC12040ES-150		40	32	50	100	150	3						
EZC12040EM-250		40	32	50	200	250	3						
EZC12050EM-250		50	42	50	200	250	4						
EZC14040ES-150		40	32	50	100	150	2	ZCMT14	CS45	CCH4.5	CS45	T-15	
EZC14040EM-250		40	32	50	200	250	2						
EZC14050ES-150		50	42	50	100	150	3						
EZC14050EM-250		50	42	50	200	250	3						
EZC14063ES-150		63	42	50	100	150	4						
EZC14063EM-250		63	42	50	200	250	4						

● Limited sales for some areas

推薦切削條件表 Recommended cutting condition

刃徑 Diameter(mm)	被削材 Work material	P	M	K	N
		軟 鋼 (SS400) (Mild Steel)	不鏽鋼 (SUS304) (Stainless Steel)	鑄鐵 (FC250) (Cast Iron)	合金 (ADC12)
16~25	V	100-**150**-200	80-**120**-150	100-**150**-200	80-**130**-180
	f	0.8-**1.0**-1.2	0.7-**0.8**	1.0-**1.2**-1.4	1.2-**1.4**-1.5
32~40	V	100-**150**-200	80-**120**-150	100-**150**-200	80-**130**-180
	f	0.8-**1.0**-1.2	0.8-**1.2**-1.3	1.4-**1.5**-1.8	1.2-**1.4**-1.5

◆ (V=m/min. f=mm/ 刃) (下限值—推薦值—上限值)
◆ 工具回轉速度 (N)=[1000× 切削速度 (V)]÷[3.14× 工具直徑 (D)]
◆ 總進給 (F)=[每刃進給 (ft)× 工具刃數 (Z)× 工具回轉速度 (N)]

推薦刀片材質表 Recommended Grade of Insert

型號 Model No	P ACP100	P/M ACP200	P/M DFP633	K ACK200	K DFK633	K/M ACK310	P ACZ330	P/M ACZ350	K/N H1	寸法 R	圖解 Fig	刀片 Insert
ZCMT 0603 ZDTR			●		●					1.5	1	1
ZCMT 0804 ZDTR			●		●					2.0	1	
ZCMT 1205 ZDTR			●		●					2.0	1	
ZCMT 1406 ZDTR			●		●					2.0	1	
ZCMT 0603 ZDTR-H			●		●					1.5	1	
ZCMT 0804 ZDTR-H			●		●					2.0	1	
ZCMT 1205 ZDTR-H			●		●					2.0	1	
ZCMT 1406 ZDTR-H			●		●					2.0	1	

◆ 末尾 H: 重切削 (Heavy)
● Limited sales for some areas

EAP

EAP 端銑刀
EAP End Mil

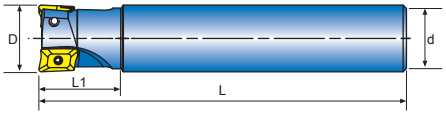

產品型號 Model No	在庫 Stock	寸法 Dimension (mm) D	d	L	L1	INO	刀片 Insert	零件 Parts 螺絲 Screw	旗型板手 Wrench	價格 Price
EAPHA07-D10-120	●	10	10	120	15	2	JD □□ 0702 □□	CS18	T-6	
EAPHA07-D11-120	●	11	10	120	15	2				
EAPHA07-D12-150	●	12	12	150	15	2				
EAPHA07-D12-100	●	12	12	100	15	3				
EAPHA07-D13-150	●	13	12	150	15	2				
EAPHA07-D13-100	●	13	12	100	15	3				
EAPHA07-D16-150	●	16	16	150	20	4				
EAPHA07-D17-150	●	17	16	150	15	4				
EAPUB10-D16-150-O	●	16	16	150	25	2	AP □□ 1003 □□	CS25	T-8	
EAPUB10-D20-150-O	●	20	20	150	30	3				
EAPUB10-D25-150-O	●	25	25	150	35	4				

◆ -O oil hole 帶水孔

ED90AP00-D00

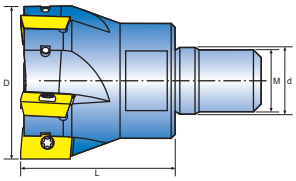

ED 端銑刀
ED Exchangeable Head End Mill

抗震刀桿▶參 151 頁
Arbor refer Page-151

產品型號 Model No	在庫 Stock	寸法 Dimension (mm) D	d	L	M	INO	刀片 Insert	零件 Parts 螺絲 Screw	旗型板手 Wrench	價格 Price
EDAX1216Z2	●	16	8.5	30	8	2	AX □□ 1235 □□	CS30A	T-8	
EDAX1217Z2	●	17	8.5	30	8	2				
EDAX1220Z3	●	20	10.5	30	10	3				
EDAX1221Z2	●	21	10.5	30	10	2				
EDAX1221Z3	●	21	10.5	30	10	3				
EDAX1225Z4	●	25	12.5	35	12	4				
EDAX1226Z3	●	26	12.5	35	12	3				
EDAX1226Z4	●	26	12.5	35	12	4				
EDAX1233Z5	●	33	17	40	16	5				
EDAX1235Z5	●	35	17	40	16	5				
EDAX1726Z2	●	26	12.5	35	12	2	AX □□ 1705 □□	CS40	T-15	
EDAX1733Z2	●	33	17	40	16	2				
EDAX1733Z3	●	33	17	40	16	3				
EDAX1735Z2	●	35	17	40	16	2				
EDAX1735Z3	●	35	17	40	16	3				
ED90AP10-D16	●	16	8.5	30	8	2	AP □□ 1035 □□	CS25	T-8	
ED90AP10-D17	●	17	8.5	30	8	2				
ED90AP10-D20	●	20	10.5	30	10	3				
ED90AP10-D21	●	21	10.5	30	10	3				
ED90AP10-D25	●	25	12.5	35	12	4				
ED90AP10-D26-3T	●	26	12.5	35	12	3				
ED90AP10-D26	●	26	12.5	35	12	4				
ED90AP10-D35	●	35	17	35	16	5				
EDAPHA07-D10	●	10	5.5	18	5	2	JD □□ 0702 □□	CS18	T-6	
EDAPHA07-D11	●	11	5.5	18	6	2				
EDAPHA07-D12	●	12	6.5	19	6	2				
EDAPHA07-D12-3T	●	12	6.5	19	6	3				
EDAPHA07-D13	●	13	6.5	19	6	2				
EDAPHA07-D13-3T	●	13	6.5	19	6	3				
EDAPHA07-D16	●	16	8.5	25	8	4				
EDAPHA07-D17	●	17	8.5	25	8	4				

● EDAX Series -limited sales for some areas

EDRDH00-D00

RD 端銑刀
RD Exchangeable Head End Mill

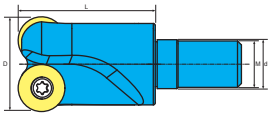

抗震刀桿▶參 151 頁
Arbor refer Page-151

產品型號 Model No	在庫 Stock	寸法 Dimension (mm)					刀片 Insert	零件 Parts 螺絲 Screw	螺絲 Screw	旗型板手 Wrench	價格 Price
		D	d	L	M	INO					
EDRDH08-D16	●	16	8.5	23	8	2	RD □□ 0802 □□	CS30	TPW-3/16	T-10	
EDRDH08-D17	●	17	8.5	23	8	2					
EDRDH08-D20	●	20	10.5	30	10	2					
EDRDH08-D21	●	21	10.5	30	10	2					
EDRDH10-D25	●	25	12.5	35	12	2	RD □□ 10T3 □□	CS40	TPW-3/16	T-15	
EDRDH10-D26	●	26	12.5	35	12	2					
EDRDH10-D30	●	30	17	43	16	2					
EDRDH10-D32	●	32	17	43	16	3					
EDRDH10-D35	●	35	17	43	16	3					

EC00M00000

鎢剛抗震刀桿
Carbide Arbors

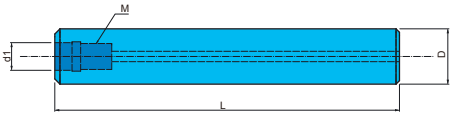



ED 端銑刀▶參 149, 150 頁
ED Exchangeable Head End Mill refer Page-149, 150

產品型號 Model No	在庫 Stock	寸法 Dimension (mm)			價格 Price
		D	L	M	
EC08M4100	●	8	100	4	
EC10M5100	●	10	100	5	
EC10M5150	●	10	150	5	
EC12M6100	●	12	100	6	
EC12M6150	●	12	150	6	
EC12M6200	●	12	200	6	
EC16M8100	●	16	100	8	
EC16M8150	●	16	150	8	
EC16M8200	●	16	200	8	
EC16M8250	●	16	250	8	
EC20M10100	●	20	100	10	
EC20M10150	●	20	150	10	
EC20M10200	●	20	200	10	
EC20M10250	●	20	250	10	
EC20M10300	●	20	300	10	
EC25M12100	●	25	100	12	
EC25M12150	●	25	150	12	
EC25M12200	●	25	200	12	
EC25M12250	●	25	250	12	
EC25M12300	●	25	300	12	
EC32M16150	●	32	150	16	
EC32M16200	●	32	200	16	
EC32M16250	●	32	250	16	
EC32M16300	●	32	300	16	
EC32M16350	●	32	350	16	
EC32M16400	●	32	400	16	

推薦切削條件表 Recommended cutting condition

刃徑 Diameter(mm)	被削材 Work material	P	M	K	N
		軟 鋼 (SS400) (Mild Steel)	不鏽鋼 (SUS304) (Stainless Steel)	鑄鐵 (FC250) (Cast Iron)	合金 (ADC12)
10~22	V	80-**100**-120	70-**100**-120	80-**100**-120	200-**300**-500
	f	0.08-**0.10**-0.15	0.08-**0.10**-0.15	0.08-**0.10**-0.15	0.08-**0.10**-0.15
25~40	V	100-**150**-180	80-**140**-160	100-**150**-180	200-**500**-1000
	f	0.10-**0.12**-0.20	0.10-**0.12**-0.20	0.10-**0.15**-0.20	0.10-**0.15**-0.20

◆ (V=m/min. f=mm/ 刃) (下限值—推薦值—上限值)(Min.-Optimum-Max.)
◆ 工具回轉速度 (N)=[1000× 切削速度 (V)]÷[3.14× 工具直徑 (D)]
◆ 總進給 (F)=[每刃進給 (ft)× 工具刃數 (Z)× 工具回轉速度 (N)]

推薦刀片材質表 Recommended Grade of Insert

型號 Model No	P ACP100	P/M ACP200	P/M ACP300	K ACK200	K ACK300	K/M ACK310	P ACZ330	P/M ACZ350	K/N H1	寸法 R	圖解 Fig	刀片 Insert
AXMT123504PEER-G		●	●	●						0.4	1	1
AXMT123508PEER-G		●	●	●						0.8	1	
AXMT123504PEER-H		●	●	●						0.4	1	
AXMT123508PEER-H		●	●	●						0.8	1	2
AXET123504PEFR-S									●	0.4	3	
AXMT103504PEER-H						●	●			0.4	2	3
AXMT103508PEER-H						●	●			0.8	2	
AXET103504PEFR-S									●	0.4	3	

◆ 末尾 G: 範用型 (General) H: 重切削 (Heavy) S: 鋁用 (Aluminum)
● Limited sales for some areas

(E)RD(HA)0R0

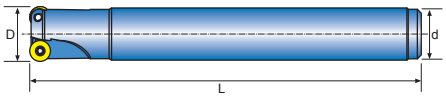

RD 圓刃型端銑刀
RD Round Insert End Mil



產品型號 Model No	在庫 Stock	寸法 Dimension (mm) D	d	L	刃數 Teeth	刀片 Insert	零件 (Parts) 螺絲 Screw	壓板 Clamp	壓板螺絲 Screw	旗型板手 Wrench	價格 Price
RDS2.5R10-120	●	10	10	120	2	RD □□ 0501 □□	CS18	--	--	T-6	
RDS2.5R12-130	●	12	12	130	2						
ERDH2.5R10-100	●	10	10	100	2		CS18	--	--	T-6	
ERDH2.5R11-100	●	11	10	100	2						
ERDH2.5R12-100	●	12	12	100	2						
ERDH2.5R13-100	●	13	12	100	2						
RDS3.5R16-150	●	16	16	150	2	RD □□ 0702 □□	CS25	--	--	T-8	
RDS3.5R17-150	●	17	16	150	2						
RDS3.5R20-150	●	20	20	150	3						
RDS3.5R21-150	●	21	20	150	3						
RDS3.5R20-200	●	20	20	200	3						
RDS3.5R21-200	●	21	20	200	3						
ERDHA4R16-150	●	16	16	150	2	RD □□ 0802 □□	CS25	CCH3.5	CS35115	T-8 T-15	
ERDHA4R17-150	●	17	16	150	2						
ERDHA4R20-150	●	20	20	150	2						
ERDHA4R21-150	●	21	20	150	2						
ERDHA4R21-200	●	21	20	200	2						
ERDHA5R25-150	●	25	25	150	2	RD □□ 10T3 □□	CH40	CCH3.5	CS35115	T-15	
ERDHA5R25-200	●	25	25	200	2						
ERDHA5R25-250	●	25	25	250	2						
ERDHA5R26-150	●	26	25	150	2						
ERDHA5R26-200	●	26	25	200	2						
ERDHA5R26-250	●	26	25	250	2						
ERDHA5R30-150	●	30	25	150	2						
ERDHA5R30-200	●	30	25	200	2						
ERDHA5R32-150	●	32	32	150	3						
ERDHA5R32-200	●	32	32	200	3						
ERDHA5R35-150	●	35	32	150	3						
ERDHA5R35-200	●	35	32	200	3						
ERDHA5R35-250	●	35	32	250	3						
ERDHA5R35-300	●	35	32	300	3						

TS00-C00

T 型槽端銑刀
T-Slot End Mill

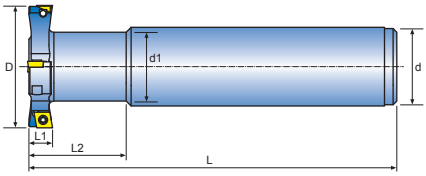

產品型號 Model No	在庫 Stock	寸法 Dimension (mm) D	d	d1	L	L1	L2	刃數 Teeth	刀片 Insert	零件 Parts 螺絲 Screw	旗型板手 Wrench	價格 Price
TS20-C16-10	●	20	16	12	120	10	29	2T	CC □□ 0602 □□	CS25	T-8	
TS25-C20-10	●	25	20	13	120	10	34	4T				
TS30-C20-10	●	30	20	18	150	10	29	4T				
TS35-C20-10	●	35	20	18	150	10	40	4T				
TS40-C25-10	●	40	25	22	150	10	40	4T				
TS40-C32-10	●	40	32	22	150	10	40	4T				
TS50-C32-10	●	50	32	28	150	10	40	4T				

S

TSP

T 型槽端銑刀
T-Slot End Mill

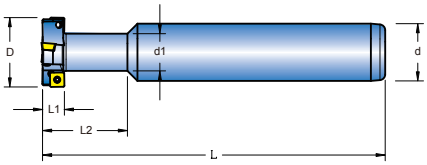

產品型號 Model No	在庫 Stock	寸法 Dimension (mm) D	d	d1	L	L1	L2	刃數 Teeth	刀片 Insert	零件 Parts 螺絲 Screw	旗型板手 Wrench	價格 Price
TSP20-C16-08		20	16	12	120	8	30		SP □□ 0504 □□	CS20	T-6	
TSP25-C20-08	●	25	20	13	120	8	30					
TSP30-C20-08	●	30	20	18	150	8	30					
TSP35-C20-08		35	20	18	150	8	30					
TSP40-C25-08		40	25	22	150	8	40					
TSP50-C32-08		50	32	28	150	8	40					

刀片資料
CC □□ 0602 □□ ▶ 參考 X 頁
SP □□ 0504 □□ ▶ 參考 AH 頁

Insert Detail
CC □□ 0602 □□ ▶Ref.Page-X
SP □□ 0504 □□ ▶Ref.Page-AH

TC 45°

TC 倒角刀
TC Countersink

本圖所示為右手刀 (R)
Right-Hand Show

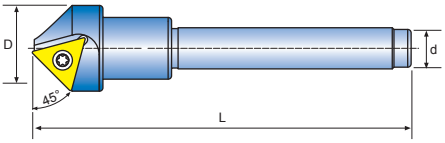

產品型號 Model No	在庫 Stock	寸法 Dimension (mm) D	d	L	刃數 Teeth	倒角範圍 Capacity	刀片 Insert	零件 Parts 螺絲 Screw	旗型板手 Wrench	價格 Price
TC12	●	25	12	110	1	5 ϕ ~ 25 ϕ	TC □□ 16T3 □□	CS40	T-15	
TC40	●	40	12	100	1	20 ϕ ~ 36 ϕ				

SAE-00

SAE 直角端銑刀
SAE Shoulder End Mill

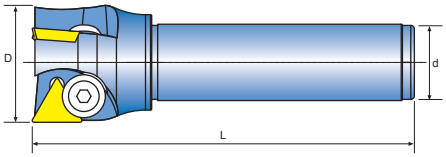

產品型號 Model No	在庫 Stock	寸法 Dimension (mm) D	d	L	刃數 Teeth	刀片 Insert	零件 Parts 螺絲 Screw	L 型板手 Wrench	價格 Price
SAE-30	●	30	20	130	2	TP □□ 1603	TP-W1/4	LW040	
SAE-35	●	35	20	130	2				
SAE-40	●	40	20	130	3				
SAE-45	●	45	20	150	3				
SAE-50	●	50	32	150	3				
SAE-63	●	63	32	150	3	TP □□ 2204	TP-W5/16	LW050	

刀片資料
TC □□ 16T3 □□ ▶ 參考 Z 頁
TP □□ 1603 □□ ▶ 參考 AK 頁
Insert Detail
TC □□ 16T3 □□ ▶Ref.Page-Z
TP □□ 1603 □□ ▶Ref.Page-AK

TM 45°

TM 倒角刀
TM Countersink

本圖所示為右手刀 (R)
Right-Hand Show

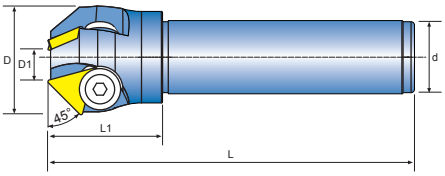

產品型號 Model No	在庫 Stock	寸法 Dimension (mm) D	D1	d	L	L1	刃數 Teeth	刀片 Insert △	零件 Parts 壓板 Clamp	L 型板手 Wrench	價格 Price
TM5-20-45	●	21	5	20	120	30	1	TP □□ 1603	TP-W1/4	LW040	
TM10-31-45	●	31	15	20	120	30	2				
TM20-50-45	●	48.8	25	32	160	40	3	TP □□ 2204	TP-W5/16	LW050	
TM35-63-45	●	63.8	40	32	160	40	3				

S

TM 60°

TM 倒角刀
TM Countersink

本圖所示為右手刀 (R)
Right-Hand Show

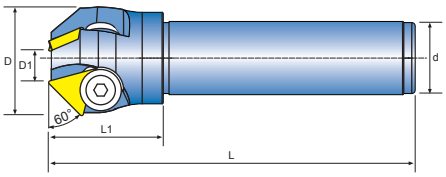

產品型號 Model No	在庫 Stock	寸法 Dimension (mm) D	D1	d	L	L1	刃數 Teeth	刀片 Insert △	零件 Parts 壓板 Clamp	L 型板手 Wrench	價格 Price
TM5-20-60	●	21	7	20	120	30	1	TP □□ 1603	TP-W1/4	LW040	
TM10-31-60	●	31	10	20	120	30	2				
TM20-50-60	●	48.8	20	32	160	40	3	TP □□ 2204	TP-W5/16	LW050	
TM35-63-60	●	63.8	35	32	160	40	3				

刀片資料
TP □□ 1603 □□ ▶ 參考 AK 頁
Insert Detail
TP □□ 1603 □□ ▶Ref.Page-AK

EM90AP00-D00

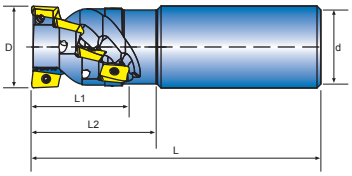

EM 粗銑刀
EM Roughing Milling Cutter

產品型號 Model No	在庫 Stock	寸法 Dimension (mm) D	d	L	L1	L2	INO	刀片 Insert	零件 (Parts) 螺絲 Screw	旗型板手 Wrench	價格 Price
EM90AP10-D20	●	20	20	120	25	35	2R6T	AP □□ 1035 □□	CS25	T-8	
EM90AP10-D25	●	25	25	130	35	45	2R8T				
EM90AP10-D32	●	32	32	140	44	55	3R15T				
EM90AP10-D32-200	●	32	32	200	44	55	3R15T				
EM90AP10-D40	●	40	32	150	53	65	3R21T				
EM90AP16-D40	●	40	42	150	49	65	3R12T	AP □□ 1605 □□	CS35	T-15	
EM90AP16-D40-32	●	40	32	150	49	65	3R12T				
EM90AP16-D50	●	50	42	165	61	75	3R15T				

S

EM90AP16-D00

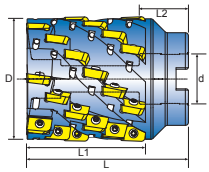

EM 平面銑刀
EM High Speed Shoulder Face Milling Cutter



產品型號 Model No	在庫 Stock	寸法 Dimension (mm) D	d (Inch)	L	L1	L2	INO	刀片 Insert 螺絲 Screw	零件 (Parts) 旗型板手 Wrench	旗型板手	價格 Price
EM90AP16-D63-75	●	63	1	83	63	12	4R20T	AP □□ 1605 □□	CS35	T-15	
EM90AP16-D80-80	●	80	1 1/4	80	52	28	6R24T				
EM90AP16-D80-105	●	80	1 1/4	105	75	30	6R36T		CS40		

NP133-170.indd 159 2014/10/27 下午3:31

推薦切削條件表 Recommended cutting condition

刃徑 Diameter(mm)	被削材 Work material	P 軟 鋼 (SS400) (Mild Steel)	M 不鏽鋼 (SUS304) (Stainless Steel)	K 鑄鐵 (FC250) (Cast Iron)	N 合金 (ADC12)
20~25	V	50-**120**-180	50-**100**-160	50-**120**-180	200-**300**-500
	f	0.05-0.15	0.05-0.12	0.05-0.15	0.10-**0.15**-0.20
32~50	V	100-**150**-180	50-**100**-160	50-**120**-180	200-**300**-500
	f	0.05-0.15	0.05-0.12	0.05-0.20	0.10-**0.15**-0.20
40~80	V	100-**150**-180	50-**100**-160	50-**120**-180	200-**300**-500
	f	0.05-0.22	0.05-0.15	0.05-0.25	0.10-**0.15**-0.20

◆ (V=m/min. f=mm/ 刃) (下限值—推薦值—上限值) (Min.-Optimum-Max.)
◆ 工具回轉速度 (N)=[1000× 切削速度 (V)]÷[3.14× 工具直徑 (D)]
◆ 總進給 (F)=[每刃進給 (ft)× 工具刃數 (Z)× 工具回轉速度 (N)]

推薦刀片材質表 Recommended Grade of Insert

型號 Model No	P ACP100	P/M ACP200	P/M ACP300	K ACK200	K ACK300	K/M ACK310	P ACZ330	P/M ACZ350	K/N H1	寸法 R	圖解 Fig	刀片 Insert
APMT103504PDER-H						●	●			0.4	1	1
APMT103508PDER-H						●	●			0.8	1	
APET103504PDFR-S									●	0.4	3	2
APMT160508PDER-H						●	●			0.8	2	
APET160504PDFR-S									●	0.4	3	3

◆ 末尾 H: 重切削 (Heavy) S: 鋁用 (Aluminum)

MILLING CUTTER SERIES

ESP400

ESP 平面銑刀
ESP High Speed Milling Cutter

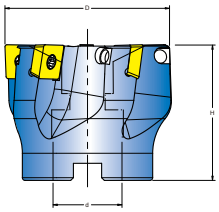

產品型號 Model No	在庫 Stock		寸法 Dimension (mm)				刀片 Insert	螺絲 Screw	旗型板手 Wrench	價格 Price
	R	L	D	d	H	INO				
ESP400-063A05RA			63	25.4	50	5	SP □□ 1204	CS45	T-15	
ESP400-080A06RA			80	25.4	50	6				
ESP400-100B07RA			100	31.75	50	7				
ESP400-125B08RA			125	38.1	63	8				
ESP400-160B10RA			160	50.8	63	10				
ESP400-050A04RB			50	22.0	40	4				
ESP400-063A05RB	●	●	63	22.0	50	5				
ESP400-080A06RB			80	27.0	50	6				
ESP400-100B07RB			100	32.0	50	7				
ESP400-125B08RB			125	40.0	63	8				
ESP400-160B10RB			160	40.0	63	10				

● 標準庫存。
● Standard Stocks

EC

EC 平面銑刀
EC High Speed Milling Cutter

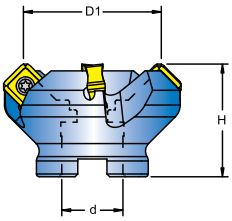

產品型號 Model No	在庫 Stock R	在庫 Stock L	寸法 Dimension (mm) D	D1	d	H	INO	刀片 Insert	螺絲 Screw	旗型板手 Wrench	價格 Price
50A04R/L-S45EC12B	●		64	50	22	40	4	EC1205	CS40	T-15	
63A05R/L-S45EC12A	●		74	63	25.4	50	5				
80B06R/L-S45EC12A	●		94	80	25.4	50	6				
100B06R/L-S45EC12A	●		114	100	31.75	50	6				
125B08R/L-S45EC12A	●		139	125	38.1	63	8				
63A05R/L-S45EC12B	●		74	63	22	50	5				
80B06R/L-S45EC12B	●		94	80	27	50	6				
100B06R/L-S45EC12B	●		114	100	32	50	6				
125B08R/L-S45EC12B	●		139	125	40	63	8				

型號 Model No.	P M BEJ750	N BEJ757	P M BEP608	K BEG607	尺寸 Dimension R	L	I.C	S	d	bs	刀片 Insert
EC1205-IO	●			●	0.8	7.6	12	4.76	4.6	1.05	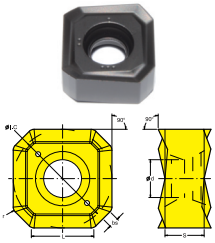

S

刀片資料
EC1205▶ 參考 AI 、163 頁
Insert Detail
EC1205▶Ref.Page-AI,163

EZC-R

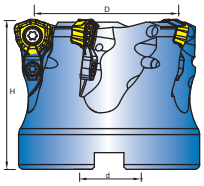

EZC 平面銑刀

EZC High Speed Milling Cutter

產品型號 Model No	在庫 Stock	寸法 Dimension (mm) D	d	H	INO	刀片 Insert	零件 Parts 螺絲 Screw	壓板 Clamp	壓板螺絲 Screw	旗型板手 Wrench	價格 Price
EZC08040RS		40	16	45	4	ZC□□ 0804	CS30	-	-	T-10	
EZC12050RS		50	22	50	4	ZC□□ 1205	CS40	CCH3.5	CS3511	T-15	
EZC12063RS		63	22	50	5						
EZC14050RS		50	22	50	3	ZC□□ 1406	CS45	CCH4.5	CS45	T-15	
EZC14063RS		63	22	50	4						
EZC14080RS		80	27	63	5						
EZC14100RS		100	32	63	6						
EZC14080R		80	31.75	63	5						
EZC14100R		100	31.75	63	6						

● Limited sales for some areas

S

推薦切削條件表 Recommended cutting condition

被削材 Work material / 刃徑 Diameter(mm)		P 軟鋼 (SS400) (Mild Steel)	M 不鏽鋼 (SUS304) (Stainless Steel)	K 鑄鐵 (FC250) (Cast Iron)	N 合金 (ADC12)
50~100	V	100-**150**-200	80-**120**-150	100-**150**-200	80-**130**-180
	f	1.2-1.5	1.2-1.5	1.2-1.5	1.0-1.3

◆ (V=m/min. f=mm/ 刃) (下限值—推薦值—上限值)(Min.-Optimum-Max.)
◆ 工具回轉速度 (N)=[1000× 切削速度 (V)]÷[3.14× 工具直徑 (D)]
◆ 總進給 (F)=[每刃進給 (ft)× 工具刃數 (Z)× 工具回轉速度 (N)]
◆ 末尾 L: 輕切削 (Light) G: 範用型 (General) H: 重切削 (Heave) S: 鋁用 (Aluminum)

推薦刀片材質表 Recommended Grade of Insert

型號 Model No	P ACP100	P/M ACP200	P/M DFP633	K ACK200	K DFK633	K/M ACK310	P ACZ330	P/M ACZ350	K/N H1	寸法 R	圖解 Fig	刀片 Insert
ZCMT 0603 ZDTR			●		●					1.5	1	1
ZCMT 0804 ZDTR			●		●					2.0	1	
ZCMT 1205 ZDTR			●		●					2.0	1	
ZCMT 1406 ZDTR			●		●					2.0	1	
ZCMT 0603 ZDTR-H			●		●					1.5	1	
ZCMT 0804 ZDTR-H			●		●					2.0	1	
ZCMT 1205 ZDTR-H			●		●					2.0	1	
ZCMT 1406 ZDTR-H			●		●					2.0	1	

◆ 末尾 H: 重切削 (Heavy)
● Limited sales for some areas

S45SE00 SHELL

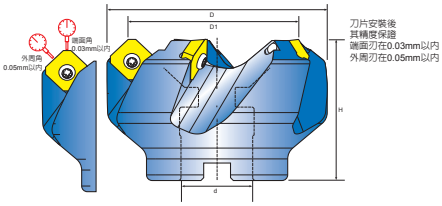

SE 平面銑刀

SE High Speed Milling Cutter



產品型號 Model No	在庫 Stock R	在庫 Stock L	寸法 Dimension (mm) D	D1	d	d	H	INO	刀片 Insert	零件 Parts 螺絲 Screw	零件 Parts 旗型板手 Wrench	價格 Price
50A04R-S45SE12B	●		64	50	-	22	40	4	SE □□ 1204 □□	CS45	T-15	
63A05R-S45SE12A	●		77	63	-	25.4	50	5				
80B06R/L-S45SE12A	●	●	93	80	-	25.4	50	6				
100B06R/L-S45SE12A	●	●	114	100	-	31.75	50	6				
125B08R/L-S45SE12A	●	●	139	125	-	38.1	63	8				
160B10R/L-S45SE12A	●		179	160	-	50.8	63	10				
63A05R-S45SE12B	●		77	63	22	-	40	5	SE □□ 1204 □□	CS45	T-15	
80B06R/L-S45SE12B	●	●	93	80	27	-	50	6				
100B06R/L-S45SE12B	●	●	114	100	32	-	50	6				
125B08R/L-S45SE12B	●		139	125	40	-	63	8				
160B10R/L-S45SE12B	●		179	160	40	-	63	10				
50A04R-S45SE13B	●		64	50	-	22	40	4	SE □□ 13T3 □□	CS35	T-15	
63A05R-S45SE13A	●		77	63	-	25.4	50	5				
80B06R/L-S45SE13A	●	●	93	80	-	25.4	50	6				
100B06R/L-S45SE13A	●	●	114	100	-	31.75	50	6				
100B07R/L-S45SE13A	●	●	114	100	-	31.75	50	7				
125B08R/L-S45SE13A	●	●	139	125	-	38.1	63	8				
160B10R/L-S45SE13A	●		179	160	-	50.8	63	10				
50A04R-S45SE13B	●		64	50	22	-	40	4	SE □□ 13T3 □□	CS35	T-15	
63A05R-S45SE13B	●		77	63	22	-	40	5				
80B06R/L-S45SE13B	●	●	93	80	27	-	50	6				
100B06R/L-S45SE13B	●	●	114	100	32	-	50	6				
100B07R/L-S45SE13B	●	●	114	100	32	-	50	7				
125B08R/L-S45SE13B	●	●	139	125	40	-	63	8				
160B10R/L-S45SE13B	●		179	160	40	-	63	10				

推薦切削條件表 Recommended cutting condition

被削材 Work material / 刃徑 Diameter(mm)		P 軟 鋼 (SS400) (Mild Steel)	M 不鏽鋼 (SUS304) (Stainless Steel)	K 鑄鐵 (FC250) (Cast Iron)	N 合金 (ADC12)
50~160	V	150-**200**-250	160-**200**-250	100-**200**-250	300-**500**-1000
	f	0.01-0.30	0.15-0.30	0.10-0.30	0.15-0.20

◆ (V=m/min. f=mm/ 刃) (下限值—推薦值—上限值)(Min.-Optimum-Max.)
◆ 工具回轉速度 (N)=[1000× 切削速度 (V)]÷[3.14× 工具直徑 (D)]
◆ 總進給 (F)=[每刃進給 (ft)× 工具刃數 (Z)× 工具回轉速度 (N)]
◆ 末尾 L: 輕切削 (Light) G: 範用型 (General) H: 重切削 (Heave) S: 鋁用 (Aluminum)

推薦刀片材質表 Recommended Grade of Insert

型號 Model No	P ACP100	P/M ACP200	P/M ACP300	K ACK200	K ACK300	K/M ACK310	P ACZ330	P/M ACZ350	K/N H1	寸法 R	圖解 Fig	刀片 Insert
SEHW1204AFTN		●		●		●	●			0.4	1	1
SEHT120408-AK									●	0.8		
SEMT13T3AGSN-G						●	●			0.4	2	2
SEMT13T3AGSN-H						●	●			0.8	2	
SEET13T3AGFN-L									●	0.4		

◆ 未尾 G: 範用型 (General) H: 重切削 (Heavy) AK/L: 鋁用 (Aluminum)

SE50-C00

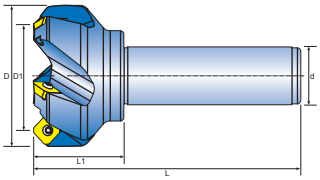

SE 平面銑刀
SE High Speed Milling Cutter

產品型號 Model No	在庫 Stock	寸法 Dimension (mm) D	D1	d	L	L1	刃數 Teeth	刀片 Insert	零件 Parts 螺絲 Screw	旗型板手 Wrench	價格 Price
SE50-C32-4	●	62	50	32	120	45	4	SE □□ 1204	CS45	T-15	
SE50-C32-4-13T3	●	62	50	32	120	45	4	SE □□ 13T3	CS35	T-15	

推薦切削條件表 Recommended cutting condition

被削材 Work material / 刃徑 Diameter(mm)		P 軟 鋼 (SS400) (Mild Steel)	M 不鏽鋼 (SUS304) (Stainless Steel)	K 鑄鐵 (FC250) (Cast Iron)	N 合金 (ADC12)
50	V	150-**200**-250	160-**200**-250	100-**200**-250	300-**500**-1000
	f	0.01-0.20	0.15-0.20	0.10-0.20	0.15-0.20

◆ (V=m/min. f=mm/ 刃) (下限值—推薦值—上限值) (Min.-Optimum-Max.)
◆ 工具回轉速度 (N)=[1000× 切削速度 (V)]÷[3.14× 工具直徑 (D)]
◆ 總進給 (F)=[每刃進給 (ft)× 工具刃數 (Z)× 工具回轉速度 (N)]

推薦刀片材質表 Recommended Grade of Insert

型號 Model No	P ACP100	P/M ACP200	P/M ACP300	K ACK200	K ACK300	K/M ACK310	P ACZ330	P/M ACZ350	K/N H1	寸法 R	圖解 Fig	刀片 Insert
SEHW1204AFTN						●	●			0.4	1	1
SEHT120408-AK									●	0.8		

◆ 未尾 AK: 鋁用 (Aluminum)

EAX SHELL

EAX 平面銑刀

EAX High Speed Shoulder Face Milling Cutter

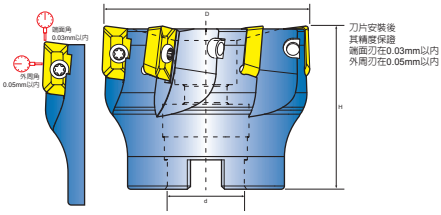



產品型號 Model No	在庫 Stock	寸法 Dimension (mm) D	H	d	刃數 Teeth	刀片 Insert	零件 Parts 螺絲 Screw	旗型板手 Wrench	價格 Price
EAX 2040FB-O	●	40	40	16	6	AX □□ 1235 □□	CS30A	T-8	
EAX 2050FB-O	●	50	40	22	7				
EAX 2063FB-O	●	63	40	22	8				
EAX 3040FB-O	●	40	40	16	4	AX □□ 1705 □□	CS40	T-15	
EAX 3050FB-O	●	50	40	22	5				
EAX 3063FB-O	●	63	40	22	6				
EAX 3080RA-O	●	80	50	25.4	4				
EAX 3100RA-O	●	100	63	31.75	5				
EAX 3125RA-O	●	125	63	38.1	6				
EAXF 3080RA-O	●	80	50	25.4	7				
EAXF 3100RA-O	●	100	63	31.75	8				
EAXF 3125RA-O	●	125	63	38.1	9				
EAX 2040FB	●	40	40	16	6	AX □□ 1235 □□	CS30A	T-8	
EAX 2050FB	●	50	40	22	7				
EAX 2063FA	●	63	40	25.4	8				
EAX 2063FB	●	63	40	22	8				
EAX 3040FB	●	40	40	16	4	AX □□ 1705 □□	CS40	T-15	
EAX 3050FB	●	50	40	22	5				
EAX 3063FA	●	63	40	25.4	6				
EAX 3063FB	●	63	40	22	6				
EAX 3080RA	●	80	50	25.4	4				
EAX 3100RA	●	100	63	31.75	5				
EAX 3125RA	●	125	63	38.1	6				
EAXF 3080RA	●	80	50	25.4	7				
EAXF 3100RA	●	100	63	31.75	8				
EAXF 3125RA	●	125	63	38.1	9				

◆ -O oil hole 帶水孔
● EAX & EAXF Series -Limited sales for some areas

S

NP133-170.indd 167 2014/10/27 下午3:31

產品型號 Model No	在庫 Stock	寸法 Dimension (mm) D	H	d	刃數 Teeth	刀片 Insert	零件 Parts 螺絲 Screw	旗型板手 Wrench	價格 Price
EX90AP16-D50B	●	50	40	22	5	AP □□ 1605 □□	CS35	T-15	
EX90AP16-D63A	●	63	50	25.4	5				
EX90AP16-D80A	●	80	50	25.4	6				
EX90AP16-D100A	●	100	50	31.75	7				
EX90AP16-D125A	●	125	50	38.1	8				
EX90AP16-D63B	●	63	50	22	5	AP □□ 1605 □□	CS35	T-15	
EX90AP16-D80B	●	80	50	27	6				
EX90AP16-D100B	●	100	50	32	7				
EX90AP10-D80A	●	80	50	25.4	10	AP □□ 1035 □□	CS25	T-8	
EXAPMA16-D63A	●	63	50	25.4	5	AP □□ 1604 □□	CS35	T-15	
EXAPMA16-D80A	●	80	50	25.4	6				
EXAPMA16-D100A	●	100	50	31.75	7				

推薦切削條件表 Recommended cutting condition

刃徑 Diameter(mm)	被削材 Work material	P 軟鋼 (SS400) (Mild Steel)	M 不鏽鋼 (SUS304) (Stainless Steel)	K 鑄鐵 (FC250) (Cast Iron)	N 合金 (ADC12)
50~125	V	100-**150**-180	80-**140**-160	100-**150**-180	200-**300**-500
	f	0.10-**0.20**-0.25	0.10-**0.15**-0.20	0.10-**0.20**-0.25	0.10-**0.15**-0.20

◆ (V=m/min. f=mm/ 刃) （下限值—推薦值—上限值) (Min.-Optimum-Max.)
◆ 工具回轉速度 (N)=[1000× 切削速度 (V)]÷[3.14× 工具直徑 (D)]
◆ 總進給 (F)=[每刃進給 (ft) × 工具刃數 (Z) × 工具回轉速度 (N)]
◆ 末尾 L: 輕切削 (Light) G: 範用型 (General) H: 重切削 (Heave) S: 鋁用 (Aluminum)

推薦刀片材質表 Recommended Grade of Insert

型號 Model No	P ACP100	P/M ACP200	P/M ACP300	K ACK200	K ACK300	K/M ACK310	P ACZ330	P/M ACZ350	K/N H1	寸法 R	圖解 Fig	刀片 Insert
AXMT123504PEER-G		●	●	●						0.4	1	1
AXMT123508PEER-G		●	●	●						0.8	1	
AXMT123504PEER-H		●	●	●						0.4	1	
AXMT123508PEER-H		●	●	●						0.8	1	2
AXET123504PEFR-S									●	0.4		
AXMT170504PEER-G		●	●	●						0.4	2	3
AXMT170508PEER-G		●	●	●						0.8	2	
AXMT170508PEER-H		●	●	●						0.8	2	
AXET170504PEFR-S									●	0.4		
APMT160508PDER-H						●	●			0.8	3	4
APET160504PDFR-S									●	0.4	4	

◆ 末尾 G: 範用型 (General) H: 重切削 (Heavy) S: 鋁用 (Aluminum)
● AXMT & AMET Series -Limited sales for some areas

刀片資料
AP □□ 1604 □□ ▶ 參考 AJ 頁
Insert Detail
AP □□ 1604 □□ ▶Ref.Page-AJ

EASX400

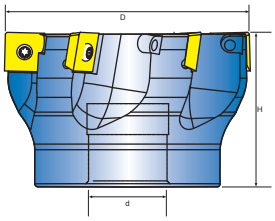

EASX 平面銑刀
EASX High Speed Milling Cutter

本圖所示為右手刀 (R)
Right-Hand Show

產品型號 Model No	在庫 Stock R	在庫 Stock L	寸法 Dimension (mm) D	d	H	INO	刀片 Insert	零件 Parts 螺絲 Screw	旗型板手 Wrench	價格 Price
EASX400-050A04RA	●		50	22	40	4	SO □□ 12T3 □□	CS35	T-15	
EASX400-063A05RA	●		63	25.4	50	5				
EASX400-080B06RA	●	●	80	25.4	50	6				
EASX400-100B07RA	●	●	100	31.75	50	7				
EASX400-125B08RA	●	●	125	38.1	63	8				
EASX400-160C12RA	●	●	160	50.8	63	12				
EASX400-050A04RB	●		50	22	40	4	SO □□ 12T3 □□	CS35	T-15	
EASX400-063A05RB	●		63	22	50	5				
EASX400-080B06RB	●	●	80	27	50	6				
EASX400-100B07RB	●	●	100	32	50	7				
EASX400-125B08RB	●	●	125	40	63	8				
EASX400-160C12RB	●	●	160	40	63	12				

ERDH

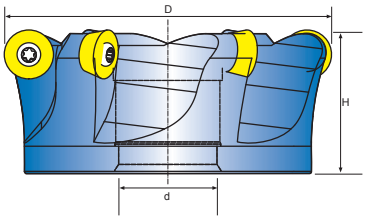

ERDH 平面銑刀
ERDH High Speed Milling Cutter

本圖所示為右手刀 (R)
Right-Hand Show

產品型號 Model No	在庫 Stock R	在庫 Stock L	寸法 Dimension (mm) D	d	H	INO	刀片 Insert	零件 Parts 螺絲 Screw	壓板 Clamp	壓板螺絲 Screw	旗型板手 Wrench	價格 Price
ERDHA5R50	●		50	22	50	4	RD □□ 10T3 □□	CS40	TP-W 3/16	CS35115	T-15	
ERDHA5R63A	●		63	25.4	50	5						

SC

側銑刀
Side Milling Cutter

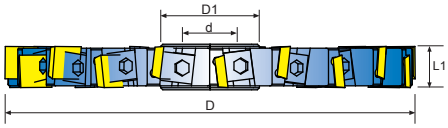

產品型號 Model No	在庫 Stock	寸法 Dimension (mm) D	D1	d	L1	INO	刀片 Insert	零件 Parts 壓板 Clamp	壓板 Clamp	雙頭螺絲 Screw	L 型板手 Wrench	價格 Price
SC100-16-25.4	●	100	42	25.4	16	10	SP □□ 1203 □□	SCR	SCL	SC8	LW040	
SC125-16-25.4	●	125	42	25.4	16	14						
SC160-16-25.4	●	160	42	25.4	16	16						
SC200-20-31.75	●	200	48	31.75	20	20	SP □□ 1504 □□					

SCT

側銑刀
Side Milling Cutter

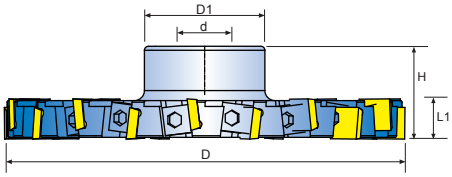

產品型號 Model No	在庫 Stock	寸法 Dimension (mm) D	D1	d	L1	H	INO	刀片 Insert	零件 Parts 壓板 Clamp	壓板 Clamp	雙頭螺絲 Screw	L 型板手 Wrench	價格 Price
SCT160-16-31.75	●	160	70	31.75	16	45	16	SP □□ 1203 □□	SCR	SCL	SC8	LW040	
SCT200-20-31.75	●	200	70	31.75	20	45	20	SP □□ 1504 □□					

推薦刀片材質表 Recommended Grade of Insert

型號 Model No	P M BEJ750	N BEJ757	P M BEP706	K BEG607	尺寸 Dimension R	L	I.C	S	刀片 Insert
SPUN120308	●		●		0.8	12.7	12.7	3.18	
SPUN120312	●		●		1.2	12.7	12.7	3.18	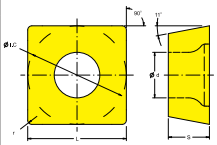

刀片資料
SP □□ 1203 □□ ▶ 參考 AK 、170 頁

Insert Detail
SP □□ 1203 □□ ▶Ref.Page-AK,170