RAPID DRILL
SERIES

SPGX 系列

設計特色
Tool Design Feature

- 高抗扭能力和全新表面處理的堅固鑽體，可承受更高的進給，效率更高。
  High torsional resistance and new finishing strong body can sustain.
- 更大的容屑空間，良好的沖液角度，排屑更加流暢。
  More higher feeding operation.
- 良好的刀片安裝角度，切削過程震動小，鑽孔精度和表面質量更優。
  Excellent insert pocket design,high drilling precision and low vibration during operation.
- 雙螺旋內冷孔，冷卻和潤滑效果更優，鑽孔深度範圍更大。
  Dual-helical coolant hole can make great drilling results.

刀片特色
Insert Feature

- 超細TiAlN基納米塗層，添加耐磨和耐高溫的稀有元素，綜合性能顯著提升。
  TiAlN coating with high temperature resistant elements.
- 特殊的塗層處理技術，塗層和基體結合更牢固。
  Special coating technique.
- 薄的PVD塗層，刃口鋒利。
  Thin PVD coating make cutting edge sharp.
- 細晶體的碳化鎢基硬質合金，具有高的硬度和較強的韌性。
  High hardness and high tougness.
- 塗層後特殊的表面處理技術，去除有害應力的同時提高了表面光潔度。
  High surface finishing.

鑽孔功能示意 Application

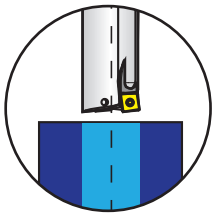

1 普通鑽孔 General Drilling

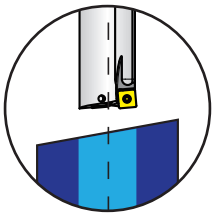

2 斜面鑽孔 Ramping Drilling

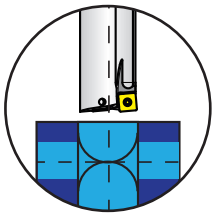

3 鑽交叉孔 Intersect Drilling

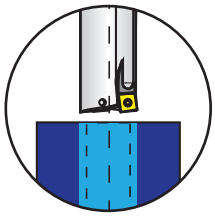

4 擴孔 Broach

SPGX

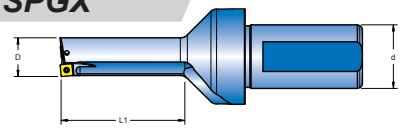

捨棄式快速鑽頭

SPGX Indexable rapid drill

產品型號 Model No	在庫 Stock	寸法 Dimension (mm) D	L1	d	刀片 Insert	零件 Parts 螺絲 Screw	旗型板手 Wrench	價格 Price
13SPGX-3D-25		13	39	25	SP □□ 0502	CS20	T-6	
14SPGX-3D-25		14	42	25				
15SPGX-3D-25		15	45	25				
16SPGX-3D-25		16	48	25	SP □□ 0602	CS22	T-7	
17SPGX-3D-25		17	51	25				
18SPGX-3D-25		18	54	25				
19SPGX-3D-25		19	57	25				
20SPGX-3D-32	●	20	60	32				
21SPGX-3D-32		21	63	32				
22SPGX-3D-32		22	66	32	SP □□ 07T3	CS25	T-8	
23SPGX-3D-32	●	23	69	32				
24SPGX-3D-32	●	24	72	32				
25SPGX-3D-32	●	25	75	32				
26SPGX-3D-32		26	78	32				
27SPGX-3D-32		27	81	32				
28SPGX-3D-32		28	84	32	SP □□ 0904	CS35	T-15	
29SPGX-3D-32		29	87	32				
30SPGX-3D-32		30	90	32				
31SPGX-3D-32		31	93	32				
32SPGX-3D-32	●	32	96	32				
33SPGX-3D-32		33	99	32				
34SPGX-3D-32		34	102	32	SP □□ 1104	CS40	T-15	
35SPGX-3D-32		35	105	32				
36SPGX-3D-32		36	108	32				
37SPGX-3D-32		37	111	32				
38SPGX-3D-32		38	114	32				
39SPGX-3D-32		39	117	32				
40SPGX-3D-32		40	120	32				
41SPGX-3D-32		41	123	32				
42SPGX-3D-32		42	126	32	SP □□ 1405			
43SPGX-3D-40		43	129	40				
44SPGX-3D-40		44	132	40				
45SPGX-3D-40		45	135	40				
46SPGX-3D-40		46	138	40				
47SPGX-3D-40		47	141	40				
48SPGX-3D-40		48	144	40				
49SPGX-3D-40		49	147	40				
50SPGX-3D-40		50	150	40				

刀片資料
SP □□ 0502 □□／SP □□ 0602 □□／SP □□ 07T3 □□／SP □□ 0904 □□ ▶ 參考 AH 、174 頁
Insert Detail
SP □□ 0502 □□／SP □□ 0602 □□／SP □□ 07T3 □□／SP □□ 0904 □□ ▶Ref.Page-AH,174

推薦切削條件表 Recommended cutting condition

被削材 Work material		vc 切削速度 vc Cutting Speed m/min	Feed(aspect ratio=3D) Feed(m/rev)depending on drill Dia.(mm) 12~16	17~23	24~29	30~42	43~60
P	碳 鋼 Carbon Steel	60-150-180	0.04~0.08	0.04~0.08	0.04~0.08	0.04~0.08	0.04~0.08
		130-190-250					
		80-140-200	0.04~0.10	0.04~0.12	0.05~0.16	0.08~0.18	0.10~0.22
	合金鋼 Alloy Steel	60-150-180	0.04~0.10	0.04~0.10	0.04~0.12	0.04~0.14	0.04~0.14
		90-150-200	0.06~0.12	0.06~0.14	0.06~0.14	0.06~0.16	0.06~0.16
		50-100-150	0.04~0.10	0.06~0.12	0.08~0.16	0.08~0.18	0.08~0.22
		50-100-160	0.04~0.18	0.06~0.12	0.08~0.18	0.08~0.18	0.08~0.22
		30-70-120	0.04~0.12	0.06~0.14	0.08~0.17	0.08~0.17	0.08~0.20
M	不鏽鋼 Stainless Steel	40-90-150	0.04~0.10	0.04~0.12	0.04~0.12	0.04~0.12	0.04~0.12
			0.04~0.10	0.06~0.12	0.06~0.14	0,06~0.16	0.06~0.20
		60-100-160	0.04~0.10	0.04~0.12	0.04~0.12	0.04~0.12	0.04~0.12
			0.04~0.10	0.04~0.12	0.06~0.14	0.06~0.14	0.06~0.14
K	鑄鐵 Cast Iron	150-190-250	0.04~0.10	0.05~0.14	0.06~0.18	0.10~0.22	0.10~0.26
		100-150-200	0.04~0.10	0.04~0.12	0.04~0.14	0.05~0.16	0.05~0.18

S

SPGT 刀片 SPGT Insert

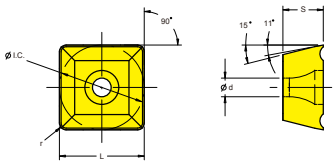

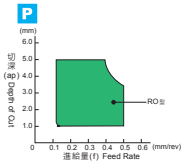

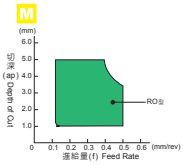

形狀 Shape	型號 Model No	尺寸 Dimension 半徑 R	L	I.C	S	d	塗層硬質合金 Carbide Coated P DF133	P DF233	P DF333	P BEF607	P/M BEJ750	P/M BEP706	K BEG607	N BEJ757	Cermet 金屬陶瓷 W35
RO 中切削 Medium	SPGT050204-RO	0.4	5	5	2.38	2.2					●				
	SPGT060204-RO	0.4	6	6	2.38	2.6					●				
	SPGT07T308-RO	0.8	7.94	7.94	3.97	2.8					●				
	SPGT090408-RO	0.8	9.8	9.8	4.3	4.2					●				

● 標準庫存。
● Standard Stocks

NP171-183.indd 174 2014/10/27 下午3:31

■特徵、用途 Characteristics and Applications

受力均衡設計
Design

- 加工時的切屑阻力通過中心和外周刃均衡分布，而且使相互的位置系統最佳化，可進行穩定的孔加工。
- Cutting resistance during machining is balanced between central and peripheral inserts, and the relative position of each insert are optimised to provide stable drilling.

優異的切屑處理
Excellent Chip Management

- 在切屑槽中央部分形成的『切屑控制溝槽』，可有效控制切屑流出方向，按不同用途分開始用 3 個種類的斷屑槽，在各種各樣的被削材和加工條件下，明顯減少了切屑產生的問題。
- A "chip control groove" in the centre of the breaker allows the direction of chip evacuation to be controlled. Three separate purpose-designed breakers drastically reduce chip troubles with a variety of different work materials in a variety of different conditions.

類型 Series	L 型 L Type	G 型 G Type	H 型 H Type
特徵 Feature	低速進給、切屑處理用 Low Feed / Chip Management	通用 General Purpose	刃尖強化型 Strong Edge Type

使用4個刀尖，降低成本
Economical, Four-Cornered Insert

- 中心刃、外周刃兼用刀片的設計，
  可使用內刃 2 個刀尖，外刃 2 個刀尖的共 4 個刀尖。
- Inserts can be used in either central or peripheral positions, with two corners for each position - a total of four corners.



實現加工的多樣性
Versatile Tool for a Variety of Machining Applications

- 刀體進行了特殊硬化表面處理，提高了耐久性，在擴孔和手搖繅絲加工、外徑車削、內徑鏜孔等多種用途中可長時間穩定使用。
- A special hard surface treatment gives added durability, allowing stable, long-term drilling in a variety of applications including hole widening, spot facing, external turning, and internal boring.

採用新材質CEP300/CEK300實現長壽命
New CEP300/CEK300 Grades Extend Tool Life

EDX 2D

捨棄式快速鑽頭

EDX Indexable rapid drill

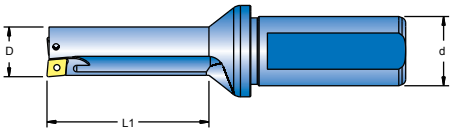

產品型號 Model No	在庫 Stock	寸法 Dimension (mm) D	L1	d	刀片 Insert	零件 Parts 螺絲 Screw	旗型板手 Wrench	價格 Price
EDX130D2S25	●	13.0	29.0	25	ED □□ 042004	CS18	T-6	
EDX135D2S25	●	13.5	30.0	25				
EDX140D2S25	●	14.0	31.0	25				
EDX145D2S25	●	14.5	32.0	25				
EDX150D2S25	●	15.0	33.0	25				
EDX155D2S25	●	15.5	34.0	25	ED □□ 052504	CS20	T-6	
EDX160D2S25	●	16.0	35.0	25				
EDX165D2S25	●	16.5	36.0	25				
EDX170D2S25	●	17.0	37.0	25				
EDX175D2S25	●	17.5	38.0	25				
EDX180D2S25	●	18.0	39.0	25				

● Limited sales for some areas

S

EDX 3D

捨棄式快速鑽頭
EDX Indexable rapid drill

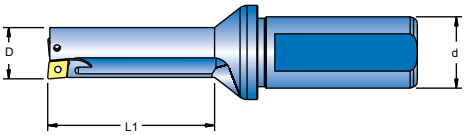

產品型號 Model No	在庫 Stock	寸法 Dimension (mm) D	L1	d	刀片 Insert	零件 Parts 螺絲 Screw	旗型板手 Wrench	價格 Price
EDX130D3S25	●	13.0	42.0	25	ED □□ 042004	CS18	T-6	
EDX135D3S25	●	13.5	43.5	25				
EDX140D3S25	●	14.0	45.0	25				
EDX145D3S25	●	14.5	46.5	25				
EDX150D3S25	●	15.0	48.0	25				
EDX155D3S25	●	15.5	49.5	25	ED □□ 052504	CS20	T-6	
EDX160D3S25	●	16.0	51.0	25				
EDX165D3S25	●	16.5	52.5	25				
EDX170D3S25	●	17.0	54.0	25				
EDX175D3S25	●	17.5	55.0	25				
EDX180D3S25	●	18.0	57.0	25				

● Limited sales for some areas

EDX 4D

捨棄式快速鑽頭
EDX Indexable rapid drill

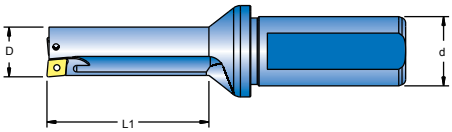

產品型號 Model No	在庫 Stock	寸法 Dimension (mm) D	L1	d	刀片 Insert	零件 Parts 螺絲 Screw	旗型板手 Wrench	價格 Price
EDX130D4S25	●	13.0	55.0	25	ED □□ 042004	CS18	T-6	
EDX135D4S25	●	13.5	57.0	25				
EDX140D4S25	●	14.0	59.0	25				
EDX145D4S25	●	14.5	61.0	25				
EDX150D4S25	●	15.0	63.0	25				
EDX155D4S25	●	15.5	65.0	25	ED □□ 052504	CS20	T-6	
EDX160D4S25	●	16.0	67.0	25				
EDX165D4S25	●	16.5	69.0	25				
EDX170D4S25	●	17.0	71.0	25				
EDX175D4S25	●	17.5	73.0	25				
EDX180D4S25	●	18.0	75.0	25				

● Limited sales for some areas

推薦切削條件表 Recommended cutting condition

刃徑 Diameter(mm) \ 被削材 Work material		P			M	K
		軟 鋼 (SS400) (Mild Steel)	炭素鋼 (S45C) (Carbon Alloy Steel)	合金鋼 (SCM400) (Alloy Steel)	不鏽鋼 (SUS304) (Stainless Steel)	鑄鐵 (FC250) (Cast Iron)
12~18	V(2D / 3D)	100-**150**-200	80-**120**-160	80-**120**-160	90-**120**-150	90-**120**-150
	V(4D)	100-**140**-200	60-**80**-120	80-**100**-120	80-**110**-140	110-**140**-160
	f	0.05-**0.08**-0.10	0.06-**0.11**-0.18	0.06-**0.11**-0.17	0.06-**0.11**-0.18	0.09-**0.20**-0.32

◆ (V=m/min. f=mm/ 刃) （下限值—推薦值—上限值)(Min.-Optimum-Max.)
◆ 工具回轉速度 (N)=[1000× 切削速度 (V)]÷[3.14× 工具直徑 (D)]
◆ 總進給 (F)=[每刃進給 (ft)× 工具刃數 (Z)× 工具回轉速度 (N)]

◆ 使用快速鑽頭盡量由高壓中心出水，以增加刀片壽命及排屑良好。
◆ 使用在 CNC 車床時刀具中心點及機械主軸中心盡量平行。
◆ CNC 車床使用如須擴孔，刀片外刃必須和刀塔移動角度平行。
◆ Draining hi-pressure coolant thru spindle center while using the high speed drill will helt extending inserts life and improving chip evacuation.
◆ While using CNC lathe, The cutting center point must parallel the spindle center of the machine.
◆ Hole widening by CNC lathe, the peripheral insert must parallel the mobing angle of the tool turret.

推薦刀片材質表 Recommended Grade of Insert

型號 Model No	P CEP100	P/M CEP200	P/M CEP300	K CEK200	K CEK300	K/M CEK310	P CEZ330	P/M CEZ350	K/N H1	寸法 R	圖解 Fig	刀片 Insert
EDXT042004-L			●		●					0.4	1	1
EDXT042004-G			●		●					0.4	1	
EDXT042004-H			●		●					0.4	1	
EDXT052504-L			●		●					0.4	1	
EDXT052504-G			●		●					0.4	1	
EDXT052504-H			●		●					0.4	1	

◆ 末尾 L: 輕切削 (Light) G: 範用型 (General) H: 重切削 (Heavy)
● Limited sales for some areas

S

NP171-183.indd 179 2014/10/27 下午3:31

WCMX 2D

捨棄式快速鑽頭
WCMX Indexable rapid drill

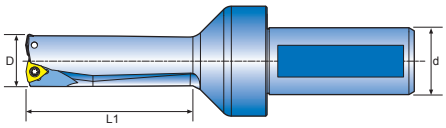

產品型號 Model No	在庫 Stock	寸法 Dimension (mm) D	L1(D×2)	d	刀片 Insert	零件 Parts 螺絲 Screw	旗型板手 Wrench	價格 Price
15WCMX-2D-25	●	15	30	25	WC □□ 0302 □□	CS25	T-8	
16WCMX-2D-25	●	16	32					
17WCMX-2D-25	●	17	34					
18WCMX-2D-25	●	18	36					
19WCMX-2D-25	●	19	38					
20WCMX-2D-32	●	20	40	32	WC □□ 0402 □□	CS25	T-8	
21WCMX-2D-32	●	21	42					
22WCMX-2D-32	●	22	44					
23WCMX-2D-32	●	23	46					
24WCMX-2D-32	●	24	48					
25WCMX-2D-32	●	25	50		WC □□ 0503 □□	CS30	T-10	
26WCMX-2D-32	●	26	52					
27WCMX-2D-32	●	27	54					
28WCMX-2D-32	●	28	56					
29WCMX-2D-32	●	29	58					
30WCMX-2D-32	●	30	60					
31WCMX-2D-32	●	31	62		WC □□ 06T3 □□	CS35W	T-10	
32WCMX-2D-32	●	32	64					
33WCMX-2D-32	●	33	66					
34WCMX-2D-32	●	34	68					
35WCMX-2D-32	●	35	70					
36WCMX-2D-32	●	36	72					
37WCMX-2D-32	●	37	74					
38WCMX-2D-32	●	38	76					
39WCMX-2D-32	●	39	78					
40WCMX-2D-32	●	40	80					
41WCMX-2D-32	●	41	82					
42WCMX-2D-32	●	42	84					
43WCMX-2D-40	●	43	86	40	WC □□ 0804 □□	CS40	T-15	
44WCMX-2D-40	●	44	88					
45WCMX-2D-40	●	45	90					
46WCMX-2D-40	●	46	92					
47WCMX-2D-40	●	47	94					
48WCMX-2D-40	●	48	96					
49WCMX-2D-40	●	49	98					
50WCMX-2D-40	●	50	100					

刀片資料
WC □□ 0302 □□／WC □□ 0402 □□／WC □□ 0503 □□／WC □□ 06T3 □□／WC □□ 0804 □□ ▶ 參考 AH 頁

Insert Detail
WC □□ 0302 □□／WC □□ 0402 □□／WC □□ 0503 □□／WC □□ 06T3 □□／WC □□ 0804 □□ ▶Ref.Page-AH

WCMX 3D

捨棄式快速鑽頭
WCMX Indexable rapid drill

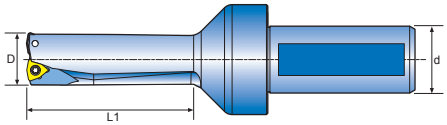

產品型號 Model No	在庫 Stock	寸法 Dimension (mm) D	L1(D×3)	d	刀片 Insert	零件 Parts 螺絲 Screw	旗型板手 Wrench	價格 Price
15WCMX-3D-25	●	15	45	25	WC □□ 0302 □□	CS25	T-8	
16WCMX-3D-25	●	16	48					
17WCMX-3D-25	●	17	51					
18WCMX-3D-25	●	18	54					
19WCMX-3D-25	●	19	57					
20WCMX-3D-32	●	20	60	32	WC □□ 0402 □□	CS25	T-8	
21WCMX-3D-32	●	21	63					
22WCMX-3D-32	●	22	66					
23WCMX-3D-32	●	23	69					
24WCMX-3D-32	●	24	72					
25WCMX-3D-32	●	25	75		WC □□ 0503 □□	CS30	T-10	
26WCMX-3D-32	●	26	78					
27WCMX-3D-32	●	27	81					
28WCMX-3D-32	●	28	84					
29WCMX-3D-32	●	29	87					
30WCMX-3D-32	●	30	90					
31WCMX-3D-32	●	31	93		WC □□ 06T3 □□	CS35W	T-10	
32WCMX-3D-32	●	32	96					
33WCMX-3D-32	●	33	99					
34WCMX-3D-32	●	34	102					
35WCMX-3D-32	●	35	105					
36WCMX-3D-32	●	36	108					
37WCMX-3D-32	●	37	111					
38WCMX-3D-32	●	38	114					
39WCMX-3D-32	●	39	117					
40WCMX-3D-32	●	40	120					
41WCMX-3D-32	●	41	123					
42WCMX-3D-32	●	42	126					
43WCMX-3D-40	●	43	129	40	WC □□ 0804 □□	CS40	T-15	
44WCMX-3D-40	●	44	132					
45WCMX-3D-40	●	45	135					
46WCMX-3D-40	●	46	138					
47WCMX-3D-40	●	47	141					
48WCMX-3D-40	●	48	144					
49WCMX-3D-40	●	49	147					
50WCMX-3D-40	●	50	150					
51WCMX-3D-40	●	51	153					
52WCMX-3D-40	●	52	156					
53WCMX-3D-40	●	53	159					
54WCMX-3D-40	●	54	162					
55WCMX-3D-40	●	55	165					
56WCMX-3D-40	●	56	168					
57WCMX-3D-40	●	57	171					
58WCMX-3D-40	●	58	174					
59WCMX-3D-40	●	59	177					
60WCMX-3D-40	●	60	180					

刀片資料
WC □□ 0302 □□／WC □□ 0402 □□／WC □□ 0503 □□／WC □□ 06T3 □□／WC □□ 0804 □□ ▶ 參考 AH 頁
Insert Detail
WC □□ 0302 □□／WC □□ 0402 □□／WC □□ 0503 □□／WC □□ 06T3 □□／WC □□ 0804 □□ ▶Ref.Page-AH

WCMX 4D

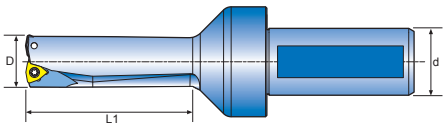

捨棄式快速鑽頭

WCMX Indexable rapid drill

產品型號 Model No	在庫 Stock	寸法 Dimension (mm) D	L1(D×4)	d	刀片 Insert	零件 Parts 螺絲 Screw	旗型板手 Wrench	價格 Price
17WCMX-4D-25	●	17	68	25	WC □□ 0302 □□	CS25	T-8	
18WCMX-4D-25	●	18	72					
19WCMX-4D-25	●	19	76					
20WCMX-4D-32	●	20	80	32	WC □□ 0402 □□	CS25	T-8	
21WCMX-4D-32	●	21	84					
22WCMX-4D-32	●	22	88					
23WCMX-4D-32	●	23	92					
24WCMX-4D-32	●	24	96					
25WCMX-4D-32	●	25	100		WC □□ 0503 □□	CS30	T-10	
26WCMX-4D-32	●	26	104					
27WCMX-4D-32	●	27	108					
28WCMX-4D-32	●	28	112					
29WCMX-4D-32	●	29	116					
30WCMX-4D-32	●	30	120					
31WCMX-4D-32	●	31	124		WC □□ 06T3 □□	CS35W	T-10	
32WCMX-4D-32	●	32	128					
33WCMX-4D-32	●	33	132					
34WCMX-4D-32	●	34	136					
35WCMX-4D-32	●	35	140					
36WCMX-4D-32	●	36	144					
37WCMX-4D-32	●	37	148					
38WCMX-4D-32	●	38	152					
39WCMX-4D-32	●	39	156					
40WCMX-4D-32	●	40	160					
41WCMX-4D-32	●	41	164					
42WCMX-4D-32	●	42	168					
43WCMX-4D-40	●	43	172	40	WC □□ 0804 □□	CS40	T-15	
44WCMX-4D-40	●	44	176					
45WCMX-4D-40	●	45	180					

刀片資料

WC □□ 0302 □□／WC □□ 0402 □□／WC □□ 0503 □□／WC □□ 06T3 □□／WC □□ 0804 □□ ▶ 參考 AH 頁

Insert Detail

WC □□ 0302 □□／WC □□ 0402 □□／WC □□ 0503 □□／WC □□ 06T3 □□／WC □□ 0804 □□ ▶Ref.Page-AH

推薦切削條件表 Recommended cutting condition

刃徑 Diameter(mm)	被削材 Work material	P 軟 鋼 (SS400) (Mild Steel)	P 炭素鋼 (S45C) (Carbon Alloy Steel)	P 合金鋼 (SCM400) (Alloy Steel)	M 不鏽鋼 (SUS304) (Stainless Steel)	K 鑄鐵 (FC250) (Cast Iron)
12~14.5	V(2D / 3D)	100-**150**-200	60-**100**-160	80-**120**-160	80-**100**-120	80-**120**-160
	V(4D)	100-**140**-200	60-**80**-120	80-**100**-120	80-**110**-140	110-**140**-160
	f	0.04-**0.06**-0.10	0.04-**0.06**-0.10	0.04-**0.06**-0.10	0.04-**0.07**-0.10	0.04-**0.07**-0.10
15~22.5	V(2D / 3D)	100-**150**-200	60-**100**-160	80-**120**-160	80-**100**-120	80-**120**-160
	V(4D)	100-**140**-200	60-**80**-120	80-**100**-120	80-**110**-140	110-**140**-160
	f	0.04-**0.07**-0.10	0.04-**0.09**-0.12	0.06-**0.08**-0.10	0.04-**0.07**-0.10	0.06-**0.07**-0.10
23~34	V(2D / 3D)	100-**150**-200	60-**100**-160	80-**120**-160	80-**100**-120	80-**120**-160
	V(4D)	100-**140**-200	60-**80**-120	80-**100**-120	80-**110**-140	110-**140**-160
	f	0.04-**0.08**-0.10	0.08-**0.12**-0.14	0.06-**0.09**-0.12	0.04-**0.08**-0.10	0.04-**0.10**-0.14
35~48	V(2D / 3D)	100-**150**-200	60-**100**-160	80-**120**-160	80-**100**-120	80-**120**-160
	V(4D)	100-**140**-200	60-**80**-120	80-**100**-120	80-**110**-140	110-**140**-160
	f	0.04-**0.10**-0.12	0.08-**0.15**-0.18	0.06-**0.10**-0.14	0.04-**0.10**-0.12	0.06-**0.10**-0.14
49~60	V(2D / 3D)	100-**150**-200	60-**100**-160	80-**120**-160	80-**100**-120	80-**120**-160
	V(4D)	100-**140**-200	60-**80**-120	80-**100**-120	80-**110**-140	110-**140**-160
	f	0.04-**0.08**-0.10	0.08-**0.12**-0.14	0.06-**0.09**-0.12	0.04-**0.08**-0.10	0.06-**0.10**-0.14

◆ (V=m/min. f=mm/ 刃) （下限值—推薦值—上限值)(Min.-Optimum-Max.)
◆ 工具回轉速度 (N)=[1000× 切削速度 (V)]÷[3.14× 工具直徑 (D)]
◆ 總進給 (F)=[每刃進給 (ft)× 工具刃數 (Z)× 工具回轉速度 (N)]

◆ 使用快速鑽頭盡量由高壓中心出水，以增加刀片壽命及排屑良好。
◆ 使用在 CNC 車床時刀具中心點及機械主軸中心盡量平行。
◆ CNC 車床使用如須擴孔，刀片外刃必須和刀塔移動角度平行。
◆ Draining hi-pressure coolant thru spindle center while using the high speed drill will helt extending inserts life and improving chip evacuation.
◆ While using CNC lathe, The cutting center point must parallel the spindle center of the machine.
◆ Hole widening by CNC lathe, the peripheral insert must parallel the mobing angle of the tool turret.

推薦刀片材質表 Recommended Grade of Insert

型號 Model No	P ACP100	P/M CEP300	P/M ACP300	K ACK200	K CEK300	K/M ACZ310	P ACZ330	P/M ACZ350	K/N H1	寸法 R	圖解 Fig	刀片 Insert
WCMX030208FN		●			●	●	●			0.8	1	1
WCMX040208FN		●			●	●	●			0.8	1	
WCMT050308FN		●			●	●	●			0.8	1	
WCMT06T308FN		●			●	●	●			0.8	1	
WCMT080412FN		●					●			1.2	1	