H

內徑車刀架

Boring Bar

內徑車刀識別系統
Boring Bar Identification System H03

內徑刀柄型式
Steel / carbide shank applications H04

按刀桿尺寸分的推薦使用領域
Application range by shank type H04

刀桿材質選定
Shank Material Selection H04

內徑車刀系列索引表
Index of boring bar series ..... H05－H13

內徑車刀壓板系列索引表
Index of double insert clamp boring bar series ..... H11－H13

內徑螺紋車刀系列索引表
Index Of Carbide Threading Boring Bar Series H13

產品型號尺寸材質
Item name, Material and Specification ..... H14－H88

H 模具鋼材質刀架
Alloy Tool Steel

高鋼性SKD61材質，四倍抗震伸長量，提升加工尺寸精度，同時獲得良好表面粗度。

High Rigid SKD61 shank, four times tool overhang with vibration resistance capability, Improve machining accuracy with good surface roughness.

S 合金鋼材質刀架
Steel Shank

最經濟型、高效益的內徑車刀架。

The most econcmical and efficient boring bar.

C 鎢鋼材質刀架
Carbide Shank

全鎢鋼刀體，增加刀具鋼性，抑制加工震動，提高加工尺寸及精度，獲得良好的表面粗度

All carbide material. Increase the rigidity of the tool. Suppress vibration during processing. Improve machining accuracy with good surface roughness.

壓板設計中心出水式

Double Insert Clamp Central Coolant Design

高鋼性SKD61材質，中心出水方式，加強冷卻及排屑效果，有效提升刀片加工壽命。

High Rigid SKD61 material, central coolant system, strengthen the cooling and chip removal effect, improve insert processing life effectively.

4 倍抗震 Quadruple Anti Vibration Resistance

H-O 模具鋼刀柄中心出水式
Alloy Tool Steel Shank With Oil Hole

3 倍抗震 3x Seismic Resistant

A 合金鋼刀柄中心出式
Steel Shank Withe Oil Hole

內徑車刀識別系統

Boring Bar Identification System

S	32	S-E	C	L	N	R	12
1	2	3	4	5	6	7	8	9

1 刀柄材質 / 樣式 Construction Features / Type

2 柄部直徑 Shank

3 標準全長 Full Length

4 夾持方式 Clamping System

5 刀片形狀 Insert Shape

6 切刃形狀記號 Tool Holder Shape

7 離隙角 Relief Angle

8 進刀變換 Version

9 切邊長度 Cutting Edge Length

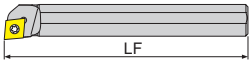

1 刀柄材質/樣式 Construction Features / Type

記號 Sign	材質及樣式 Construction Features / Type
S	一般鋼 Alloy Steel
A	鋼 Alloy Steel(w)：刀柄中心出水 Thru Coolant
D	防震刀架 Devibrator
C	鎢鋼 Carbide
E	鎢鋼 Carbide (w)：刀柄中心出水 Thru Coolant
H	模具鋼 Tool Steel
R	迴轉刀頭 Rotating Head

2 柄部直徑 Shank

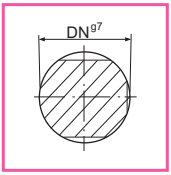

3 標準全長 Full Length (mm)

記號 Sign	長 度 Length	記號 Sign	長 度 Length	記號 Sign	長 度 Length
H	100	P	170	U	350
J	110	Q	180	V	400
K	125	R	200	W	450
M	150	S	250	Y	500
N	160	T	300	X	Special

4 夾持方式 Clamping System

壓板固定式 Top Clamping		壓板+銷固定式 Top & Hole Clamping		壓塊固定式 Wedge Lock Holding		螺絲鎖緊式 Screw Clamping	
C		M	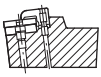	E		S	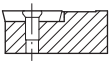

5 刃片形狀 Insert Shape

記號 Sign	刀片形狀 Insert Shape		角度 Angle
C		菱形	80°
D			55°
V			35°
K		平行四邊形	55°
S		正方形	90°
T		正三角形	60°
W		桃形	80°

6 切刃形狀記號 Toolholder Shape

記號 Sign	切入角度 Toolholder Shape	記號 Sign	切入角度 Toolholder Shape
F		S	
J	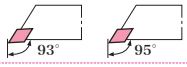	U	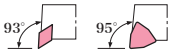
K		V	
L		W	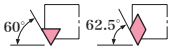
Q	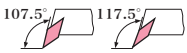	Z	

7 離隙角 Relief Angle

記號 Sign	離隙角 Relief Angle	記號 Sign	離隙角 Relief Angle
B		N	
C		P	

8 進刀變換 Version

記號 Sign	方向 Direction
R	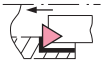
L	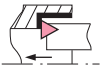

9 切邊長度 Cutting Edge Length

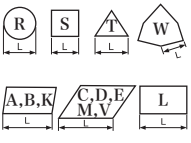

內徑車刀刀柄型式 Steel / carbide shank applications

記號 Sign	材質及樣式 Shank Type	樣式圖解 Drawing
A	一般鋼柄中心出水式 Alloy Steel Shank With Oil Hole	
C	鎢鋼刀柄 Carbide Shank	
S	一般鋼刀柄 Alloy Steel Shank	
H	模具鋼刀柄 Tool Steel	
H-O	模具鋼刀柄中心出水式 Tool Steel Shank With Oil Hole	

按刀桿尺寸分的推薦使用領域 Application range by shank type

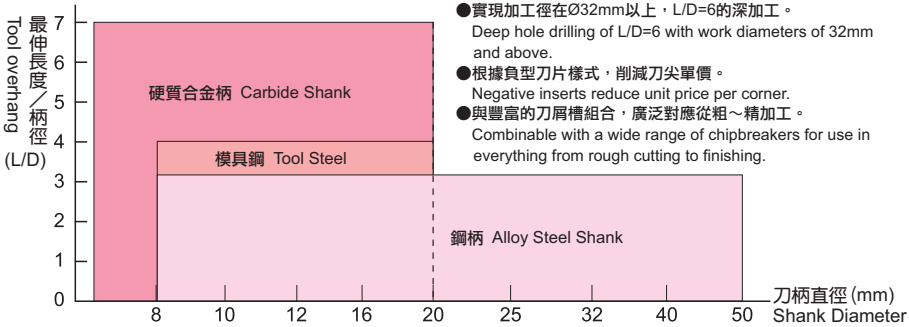

- ●實現加工徑在Ø32mm以上，L/D=6的深加工。
  Deep hole drilling of L/D=6 with work diameters of 32mm and above.
- ●根據負型刀片樣式，削減刀尖單價。
  Negative inserts reduce unit price per corner.
- ●與豐富的刀屑槽組合，廣泛對應從粗～精加工。
  Combinable with a wide range of chipbreakers for use in everything from rough cutting to finishing.

切削速度	Cutting Speed Vc=20~200m/min
切　　深	Depth-of-cut a p =0.1~2.0mm
進 給 量	Feed Rate f=0.1~0.3mm/rev

※根據被削材、刀具形狀、加工條件等，可實際加工的突出量發生了變化。
※Actual amount of overhang may differ according to work material, tool shape, and machining conditions.

刀桿材質選定 Shank Material Selection

加工方法 Application		鏜刀種 Type	鋼刀桿 Steel Shank	模具鋼 Alloy Tool Steel	硬質合金刀桿 Carbide Shank
一般鋼 General Steel	淺孔加工(L/D＜3) Shallow Hole		◎(經濟性) ◎(More economical)	◎	
	深孔加工(L/D＜3) Deep Hole				◎
模具鋼 Alloy Tool Steel	深孔加工(L/D＜4) Deep Hole				
利用修光刀刀片的高效率加工 High efficiency boring by wiper insert					◎
淬火鋼，高硬度材的加工 Hardened Steel					◎
高精度加工 High precision boring					◎

內徑車刀系列索引表

Index Of Boring Bar Series

刀片形狀 Insert Type	刀桿形狀及材質記號 Tool Type & Material Code		加工方式 Tooling	柄部直徑 Shank (mm)	頁碼 Page
80°菱形 Diamond Type C	S	S-SCLC	95°	Ø8 Ø14 Ø20 Ø40 Ø10 Ø16 Ø25 Ø12 Ø18 Ø32	H14
	A	A-SCLC	95°	Ø8 Ø16 Ø10 Ø20 Ø12 Ø25	H15
	H	NEW H-SCLC	95°	Ø8 Ø16 Ø32 Ø10 Ø20 Ø40 Ø12 Ø25	H15
	H-O	H-SCLC-O	95°	Ø8 Ø16 Ø10 Ø20 Ø12 Ø25	H16
	C	C-SCLC	95°	Ø8 Ø16 Ø10 Ø20 Ø12 Ø25	H17
	C	C-SCLC	5°	Ø4 Ø5 Ø6	H18
	C	C0000-SCLC	5°	Ø8	H18
	S	S0000-SCLC	95°	Ø8 Ø16 Ø10 Ø12	H19
	H	H0000-SCLC	95°	Ø8 Ø16 Ø10 Ø12	H19
	H-O	H0000-SCLC-O	95°	Ø12	H19
	A	A0000-SCLC	95°	Ø8 Ø16 Ø10 Ø12	H20
	H	H1600-SCLC	95°	Ø16	H20
	S	S-SCZC	93°	Ø8 Ø16 Ø10 Ø20 Ø12 Ø25	H21
	S	S-SCKC	75°	Ø8 Ø16 Ø10 Ø20 Ø12 Ø25	H22
	S	S-SCLP	95°	Ø10 Ø16 Ø25 Ø12 Ø18 Ø14 Ø20	H23
	H	H-SCLP	95°	Ø10 Ø20 Ø12 Ø25 Ø16	H23
	C	C-SCLP	95°	Ø10 Ø20 Ø12 Ø25 Ø16	H24

刀片形狀 Insert Type	刀桿形狀及材質記號 Tool Type & Material Code		加工方式 Tooling	柄部直徑 Shank (mm)	頁碼 Page
三角形 Triangular Type T	S	S-STUC	93°	Ø8 Ø14 Ø25 Ø10 Ø16 Ø32 Ø12 Ø20	H25
	H	H-STUC	93°	Ø8 Ø16 Ø10 Ø20 Ø12 Ø25	H25
	H-O	NEW H-STUC	93°	Ø12 Ø25 Ø16 Ø20	H26
	C	C-STUC	93°	Ø8 Ø16 Ø10 Ø20 Ø12	H26
	S	S-STFC	91°	Ø8 Ø16 Ø10 Ø20 Ø12 Ø25	H27
	A	A-STFC	91°	Ø8 Ø16 Ø10 Ø12	H27
	H	H-STFC	91°	Ø8 Ø16 Ø10 Ø20 Ø12 Ø25	H28
	H-O	H-STFC-O	91°	Ø10 Ø12	H28
	C	C-STFC	91°	Ø8 Ø16 Ø10 Ø20 Ø12	H28
	A	A0000-STFC	91°	Ø10 Ø12 Ø16	H29
	S	S-STWC	60°	Ø8 Ø16 Ø32 Ø10 Ø20 Ø40 Ø12 Ø25	H30
	H	H-STWC	60°	Ø8 Ø20 Ø12 Ø16	H30
	H-O	H-STWC-O	60°	Ø10 Ø12 Ø25	H30
	S	S-STUP	93°	Ø8 Ø14 Ø20 Ø10 Ø16 Ø25 Ø12 Ø18	H31
	A	A-STUP	93°	Ø8 Ø16 Ø10 Ø20 Ø12	H32
	H	H-STUP	93°	Ø8 Ø16 Ø10 Ø20 Ø12 Ø25	H32
	H-O	H-STUP-O	93°	Ø8 Ø16 Ø10 Ø20 Ø12 Ø25	H33

刀片形狀 Insert Type	刀桿形狀及材質記號 Tool Type & Material Code		加工方式 Tooling	柄部直徑 Shank (mm)	頁碼 Page
三角形 Triangular Type T	C	C-STUP	93°	Ø8 Ø16 Ø10 Ø20 Ø12 Ø25	H34
	S	S1600-STUP	93°	Ø16	H34
	H	H1600-STUP	93°	Ø16	H34
	S	S-STFP	91°	Ø10 Ø20 Ø12 Ø16	H35
	H-O	H-STFP-O	91°	Ø10	H35
	C	C-STFP	91°	Ø8 Ø10 Ø12	H35
	S	S-STFP		Ø40	H35
		S-STWP	60°	Ø8 Ø16 Ø10 Ø20 Ø12	H36
		S0000-STUB	93°	Ø8 Ø16	H37
	H	H0000-STUB	93°	Ø8 Ø10 Ø16	H37
	S	S-STUB	3°	Ø6	H38
	C	C0000-STUB	3°	Ø6 Ø8	H38
	S	S0000-STWB	60°	Ø8 Ø12	H38
55°菱形 Diamond Type D	S	S-SDUC	93°	Ø10 Ø20 Ø40 Ø12 Ø25 Ø50 Ø16 Ø32	H39
	A	A-SDUC	93°	Ø10 Ø20 Ø12 Ø25 Ø16	H39
	H	H-SDUC	93°	Ø10 Ø20 Ø40 Ø12 Ø25 Ø16 Ø32	H40
	H-O	H-SDUC-O	93°	Ø10 Ø20 Ø12 Ø25 Ø16 Ø32	H40

刀片形狀 Insert Type	刀桿形狀及材質記號 Tool Type & Material Code		加工方式 Tooling	柄部直徑 Shank (mm)	頁碼 Page
55°菱形 Diamond Type D	C	NEW C-SDUC	93°	Ø10 Ø20 Ø12 Ø25 Ø16	H41
	A	A0000-SDUC	93°	Ø10 Ø12 Ø16	H42
		A0000-SDQC	107.5°	Ø10 Ø12 Ø16	H42
	S	S-SDQC	107.5°	Ø10 Ø20 Ø40 Ø12 Ø25 Ø16 Ø32	H43
	A	A-SDQC	107.5°	Ø10 Ø12 Ø16	H43
	H	H-SDQC	107.5°	Ø10 Ø20 Ø12 Ø25 Ø16 Ø32	H43
	H-O	H-SDQC-O	107.5°	Ø10 Ø20 Ø12 Ø25 Ø16 Ø32	H44
	C	C-SDQC	107.5°	Ø10 Ø20 Ø12 Ø25 Ø16	H44
	S	S-SDJC	95°	Ø8 Ø16 Ø10 Ø20 Ø12 Ø25	H45
	H	H-SDJC	95°	Ø8 Ø16 Ø10 Ø20 Ø12 Ø25	H45
	H-O	H-SDJC-O	95°	Ø16	H45
	C	C-SDJC	95°	Ø8 Ø16	H45
	S	S-SDZC	93°	Ø10 Ø20 Ø40 Ø12 Ø25 Ø16 Ø32	H46
		S-SDWC	62.5°	Ø12 Ø25 Ø16 Ø32 Ø20	H46
35°菱形 Diamond Type V	S	S-SVJC	95°	Ø10 Ø19.05 Ø32 Ø12 Ø20 Ø40 Ø16 Ø25	H47
	H	H-SVJC	95°	Ø10 Ø20 Ø12 Ø25 Ø16	H47
	H-O	H-SVJC-O	95°	Ø10 Ø20 Ø12 Ø25 Ø16	H48

刀片形狀 Insert Type	刀桿形狀及材質記號 Tool Type & Material Code		加工方式 Tooling	柄部直徑 Shank (mm)	頁碼 Page
35°菱形 Diamond Type V	S	S-SVUC	93°	Ø16 Ø32 Ø20 Ø40 Ø25	H49
	H	H-SVUC	93°	Ø32	H49
	H-O	H-SVUC-O	93°	Ø16 Ø32 Ø20 Ø40 Ø25	H50
	S	NEW S-SVQC	117.5°	Ø16 Ø32 Ø20 Ø40 Ø25	H51
	H-O	H-SVQC-O	117.5°	Ø16 Ø20 Ø25	H51
		H-SVQC-O	117.5°	Ø16 Ø32 Ø20 Ø40 Ø25	H52
	S	S-FSVJC	93°	Ø16 Ø20 Ø25	H52
	H-O	H-SVWC-O	72.5°	Ø16 Ø32 Ø20 Ø25	H53
	S	S-SVVCN	72.5°	Ø25 Ø32 Ø40	H53
		S-SVZC	93°	Ø16 Ø32 Ø20 Ø40 Ø25 Ø50	H54
		S-SVJB	95°	Ø10 Ø20 Ø40 Ø12 Ø25 Ø16 Ø32	H55
	H	H-SVJB	95°	Ø10 Ø20 Ø12 Ø25 Ø16	H55
	H-O	H-SVJB-O	95°	Ø10 Ø20 Ø12 Ø25 Ø16	H56
	S	S-SVUB	93°	Ø16 Ø32 Ø20 Ø40 Ø25	H57
	H	H-SVUB	93°	Ø32	H57
	H-O	H-SVUB-O	93°	Ø16 Ø32 Ø20 Ø40 Ø25	H58
	S	S-SVQB	117.5°	Ø16 Ø32 Ø20 Ø40 Ø25	H59

益詮切削刀具

刀片形狀 Insert Type	刀桿形狀及材質記號 Tool Type & Material Code		加工方式 Tooling	柄部直徑 Shank (mm)	頁碼 Page
35°菱形 Diamond Type V	H-O	H-SVQB-O	117.5°	Ø16 Ø20 Ø25	H59
	H-O	H-SVQB-O	117.5°	Ø16 Ø32 Ø20 Ø40 Ø25	H60
	S	S-FSVJB	93°	Ø16 Ø20 Ø25	H60
	H-O	H-SVWB-O	72.5°	Ø16 Ø32 Ø20 Ø25	H61
	S	S-SVVBN	72.5°	Ø32 Ø40	H61
	S	S-SVZB	93°	Ø16 Ø32 Ø20 Ø40 Ø25 Ø50	H62
正方形 Square Type S	S	S-SSSD	45°	Ø12	H63
	S	S-SSSP	45°	Ø12	H63
	S	S-SSSC	45°	Ø12 Ø25 Ø16 Ø32 Ø20	H64
	S	S-SSKC	75°	Ø12 Ø25 Ø16 Ø20	H64
六邊形 Hexagon Type W	S	S-SWLC	95°	Ø8 Ø16 Ø10 Ø20 Ø12	H65
	S	S0000-SWUB	93°	Ø10 Ø12 Ø16	H66
	H	H-SWUB	93°	Ø16	H66
	S	S-SWUB	5°	Ø6	H67
	C	C0000-SWUB	5°	Ø5 Ø6 Ø8	H67

內徑車刀壓板系列索引表

Index Of Double Insert Clamp Boring Bar Series

刀片形狀 Insert Type	夾持方式 Clamping System	刀桿形狀及材質記號 Tool Type & Material Code			加工方式 Tooling	柄部直徑 Shank (mm)	頁碼 Page
80°菱形 Diamond Type C	E-Type	S	S-ECLN		95°	Ø32 Ø60 Ø40 Ø63 Ø50	H69
		H	H-ECLN		95°	Ø40	H69
		H-O	H-ECLN-O		95°	Ø32	H69
	M-Type	S	S-MCLN		95°	Ø16 Ø32 Ø20 Ø40 Ø25 Ø50	H70
		H-O	H-MCLN-O		95°	Ø20 Ø25 Ø32	H70
	E-Type	S	S-ECKN		75°	Ø32 Ø40 Ø50	H71
	M-Type		S-MCKN		75°	Ø20 Ø40 Ø25 Ø50 Ø32	H71
三角形 Triangular Type T	E-Type	S	S-ETUN		93°	Ø25 Ø50 Ø32 Ø60 Ø40 Ø63	H72
		H	NEW H-ETUN		93°	Ø40 Ø50 Ø60	H72
		H-O	H-ETUN-O		93°	Ø25 Ø32	H72
	M-Type	S	S-MTUN		93°	Ø16 Ø32 Ø20 Ø40 Ø25 Ø50	H73
		H	H-MTUN		93°	Ø20	H73
		H-O	H-MTUN-O		93°	Ø16 Ø32 Ø20 Ø40 Ø25 Ø50	H74
	E-Type	S	S-ETLN		95°	Ø20 Ø25	H74
		H	NEW H-ETFN		91°	Ø40	H75
	M-Type	S	S-MTFN		91°	Ø20 Ø40 Ø25 Ø50 Ø32	H75

刀片形狀 Insert Type	夾持方式 Clamping System	刀桿形狀及材質記號 Tool Type & Material Code		加工方式 Tooling	柄部直徑 Shank (mm)	頁碼 Page
三角形 Triangular Type T	E-Type	S	S-ETQN	105°	Ø20 Ø40 Ø25 Ø50 Ø32	H76
		H	NEW H-ETQN	105°	Ø20 Ø40 Ø25 Ø50 Ø32	H76
	M-Type	S	S-MTQN	105°	Ø20 Ø40 Ø25 Ø50 Ø32	H76
		H	NEW H-MTQN	105°	Ø20	H76
		S	S-MTWN	60°	Ø16 Ø32 Ø20 Ø40 Ø25 Ø50	H77
六邊形 Hexagon Type W	E-Type	S	S-EWLN	95°	Ø20 Ø40 Ø25 Ø50 Ø32	H78
		H	H-EWLN	95°	Ø40	H78
		H-O	H-EWLN-O	95°	Ø20 Ø25 Ø32	H78
	M-Type	S	S-MWLN	95°	Ø16 Ø40 Ø20 Ø50 Ø32	H79
		H-O	H-MWLN-O	95°	Ø20 Ø25 Ø32	H79
55°菱形 Diamond Type D	E-Type	S	S-EDUN	93°	Ø40 Ø50	H80
	M-Type		S-MDUN	93°	Ø25 Ø50 Ø32 Ø40	H80
	E-Type		S-EDQN	107.5°	Ø40 Ø50	H81
	M-Type		S-MDQN	107.5°	Ø25 Ø50 Ø32 Ø40	H81
			S-MDZN	93°	Ø32 Ø40 Ø50	H82

刀片形狀 Insert Type	夾持方式 Clamping System	刀桿形狀及材質記號 Tool Type & Material Code		加工方式 Tooling	柄部直徑 Shank (mm)	頁碼 Page
35°菱形 Diamond Type V	E-Type	S	S-EVUN	93°	Ø40 Ø50	H83
	M-Type		S-MVUN	93°	Ø25 Ø50 Ø32 Ø40	H83
	E-Type		S-EVQN	117.5°	Ø40 Ø50	H84
	M-Type		S-MVQN	117.5°	Ø25 Ø50 Ø32 Ø40	H84
	E-Type		S-EVLN	95°	Ø40 Ø50	H85
	M-Type		S-MVLN	95°	Ø25 Ø50 Ø32 Ø40	H85
正方形 Square Type S	M-Type	S	S-MSKN	75°	Ø20 Ø25 Ø32 Ø40 Ø50	H86

內徑螺紋車刀系列索引表

Index Of Carbide Threading Boring Bar Series

刀片形狀 Insert Type	夾持方式 Clamping System	刀桿形狀及材質記號 Tool Type & Material Code		加工方式 Tooling	柄部直徑 Shank (mm)	頁碼 Page
牙刀 Internal Threading ER / IR	S-Type	S	NEW SIN		Ø8 Ø16 Ø32 Ø10 Ø20 Ø40 Ø12 Ø25 Ø50	H88 H89
		H	HIN		Ø10 Ø20 Ø40 Ø12 Ø25 Ø50 Ø16 Ø32	H90 H91
		H-O	HIN-O		Ø10 Ø20 Ø40 Ø12 Ø25 Ø50 Ø16 Ø32	H92 H93
		C	CIN		Ø6 Ø12 Ø8 Ø16 Ø10	H94

S-Type **SCLC**

本圖所示為右手刀(R) Right Hand Show

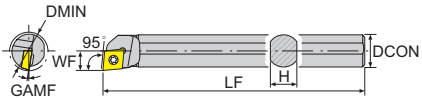

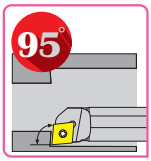

材質 Shank	圖解 Fig
S	

內徑車刀
Boring Bar

新規格上市 New Specification Arrival

寸法 Dimension(mm)

材質 Shank	產品型號 Model No	在庫 Stock R	在庫 Stock L	最小加工徑 DMIN	刀桿高度 H	柄部直徑 DCON	標準全長 LF	工作寬度 WF	徑向前角 GAMF	刀片 Insert	螺絲 Screw	旗型板手 Wrench	價格 Price
S	S08K-SCLCR/L06-09	●	●	9	7	8	125	4.5	13	CC□□ 0602□□	CS25048	T-8	
	S08K-SCLCR/L06-095	●		9.5	7	8	125	5	12				
	S08K-SCLCR/L06-10	●	●	10	7	8	125	5.5	13				
	S10K-SCLCR/L06-12	●	●	12	9	10	125	6	12	CC□□ 0602□□	CS25	T-8	
	S12M-SCLCR/L06-14	●	●	14	11	12	150	7	12				
	S16Q-SCLCR/L06-18	●	●	18	15	16	180	9	9				
	S12M-SCLCR/L09-14	●	●	14	11	12	150	7	14	CC□□ 09T3□□	CS35	T-15	
	S12M-SCLCR/L09-16	●	●	16	11	12	150	8.5	13				
	S14M-SCLCR/L09-16	●	●	16	13	14	150	8	12				
	S16Q-SCLCR/L09-18	●	●	18	15	16	180	9	9				
	S18Q-SCLCR/L09-20	●	●	20	17	18	180	10	9				
	S20R-SCLCR/L09-22	●	●	22	18	20	200	11	10				
	S25R-SCLCR/L09	●	●	31	23	25	200	17	7				
	S32S-SCLCR/L09	●	●	35	30	32	250	18	6				
	S40T-SCLCR/L09	●	●	43	37	40	300	22	6				
	S20R-SCLCR/L12-22	●	●	22	18	20	200	11	10	CC□□ 1204□□	CS50	T-20	
	S25R-SCLCR/L12	●	●	31	23	25	200	17	7				
	S32S-SCLCR/L12	●	●	35	30	32	250	18	6				
	S40T-SCLCR/L12	●	●	43	37	40	300	22	6				

※ 請接下頁。 ※ Continued on next page.

- ●刀柄材質詳解請參閱H4
- ●Shank Type detailed description Page-H4
- ●套筒需另購→參考M04-M09頁
- ●Sleeve refer Page-M04-M09

- ●A：鋼柄中心出水式 Steel Shank With Oil Hole
- ●C：鎢鋼刀柄 Carbide Shank
- ●S：一般鋼刀柄 Steel Shank
- ●H：模具鋼刀柄 Alloy Tool Steel
- ●H-O：模具鋼刀柄中心出水式 Alloy Tool Steel Shank With Oil Hole

本圖所示為右手刀(R) Right Hand Show

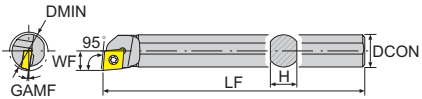

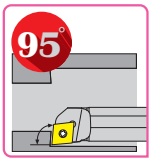

材質 Shank	圖解 Fig
A	
H	

內徑車刀
Boring Bar

材質 Shank	產品型號 Model No	在庫 Stock R	在庫 Stock L	最小加工徑 DMIN	刀桿高度 H	柄部直徑 DCON	標準全長 LF	工作寬度 WF	徑向前角 GAMF	刀片 Insert	螺絲 Screw	旗型板手 Wrench	價格 Price
		寸法 Dimension(mm)											
A	A08K-SCLCR/L06-10	●	●	10	7	8	125	5.5	13	CC□□ 0602□□	CS25048	T-8	
	A10K-SCLCR/L06-12	●	●	12	9	10	125	6	12	CC□□ 0602□□	CS25	T-8	
	A12M-SCLCR/L06-14	●	●	14	11	12	150	7	12				
	A16Q-SCLCR/L09-18	●	●	18	15	16	180	9	9	CC□□ 09T3□□	CS35	T-15	
	A20R-SCLCR/L09-22	●	●	22	18	20	200	11	10				
	A25R-SCLCR/L09	●	●	31	23	25	200	17	7				
H	H08K-SCLCR/L06-09	●	●	9	7	8	125	4.5	13	CC□□ 0602□□	CS25048	T-8	
	H08K-SCLCR/L06-10	●	●	10	7	8	125	5.5	13	CC□□ 0602□□	CS25	T-8	
	H10K-SCLCR/L06-12	●	●	12	9	10	125	6	12				
	H12M-SCLCR/L06-14	●	●	14	11	12	150	7	12				
	H16Q-SCLCR/L06-18	●	●	18	15	16	180	9	9				
	H12M-SCLCR/L09-16	●	●	16	11	12	150	8.5	13	CC□□ 09T3□□	CS35	T-15	
	H16Q-SCLCR/L09-18	●	●	18	15	16	180	9	9				
	H20R-SCLCR/L09-22	●	●	22	18	20	200	11	10				
	H25R-SCLCR/L09	●	●	31	23	25	200	17	7				
	H25R-SCLCR/L09-28	●	●	28	23	25	200	14	7				
	H32S-SCLCR/L09	●	●	35	30	32	250	18	6				
	H40T-SCLCR/L09	●	●	43	37	40	300	22	6				
NEW	H32S-SCLCR/L12	●		35	30	32	250	18	6	CC□□ 1204□□	CS50	T-20	

※ 請接下頁。 ※ Continued on next page.

- ●刀柄材質詳解請參閱H4
- ●Shank Type detailed description Page-H4
- ●套筒需另購→參考M04-M09頁
- ●Sleeve refer Page-M04-M09

- ●A：鋼柄中心出水式 Steel Shank With Oil Hole
- ●C：鎢鋼刀柄 Carbide Shank
- ●S：一般鋼刀柄 Steel Shank
- ●H：模具鋼刀柄 Alloy Tool Steel
- ●H-O：模具鋼刀柄中心出水式 Alloy Tool Steel Shank With Oil Hole

本圖所示為右手刀(R) Right Hand Show

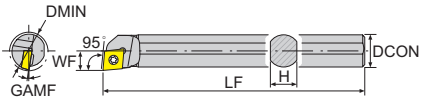

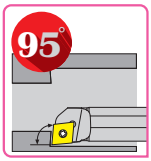

材質 Shank	圖解 Fig
H-O	
C	

內徑車刀
Boring Bar

材質 Shank	產品型號 Model No	在庫 Stock R	在庫 Stock L	最小加工徑 DMIN	刀桿高度 H	柄部直徑 DCON	標準全長 LF	工作寬度 WF	徑向前角 GAMF	刀片 Insert	螺絲 Screw	旗型板手 Wrench	價格 Price
		寸法 Dimension(mm)											
H-O	H08K-SCLCR/L06-09-O	●	●	9	7	8	125	5.5	13	CC□□ 0602□□	CS25048	T-8	
	H08K-SCLCR/L06-10-O	●		10	7	8	125	5.5	13				
	H10K-SCLCR/L06-12-O	●		12	9	10	125	6	12	CC□□ 0602□□	CS25	T-8	
	H12M-SCLCR/L06-14-O	●		14	11	12	150	7	12				
	H16Q-SCLCR/L06-18-O	●		18	15	16	180	9	9				
	H12M-SCLCR09-16-O	●		16	11	12	150	8.5	13	CC□□ 09T3□□	CS35	T-15	
	H16Q-SCLCR/L09-18-O	●		18	15	16	180	9	9				
	H20R-SCLCR/L09-22-O	●		22	18	20	200	11	10				
	H25R-SCLCR/L09-O	●	●	31	23	25	200	17	7				
	H25R-SCLCR/L09-28-O	●		28	23	25	200	14	7				

※ 請接下頁。 ※ Continued on next page.

●刀柄材質詳解請參閱H4
●Shank Type detailed description Page-H4
●套筒需另購→參考M04-M09頁
●Sleeve refer Page-M04-M09

●A：鋼柄中心出水式 Steel Shank With Oil Hole
●C：鎢鋼刀柄 Carbide Shank
●S：一般鋼刀柄 Steel Shank
●H：模具鋼刀柄 Alloy Tool Steel
●H-O：模具鋼刀柄中心出水式 Alloy Tool Steel Shank With Oil Hole

本圖所示為右手刀(R) Right Hand Show S-Type

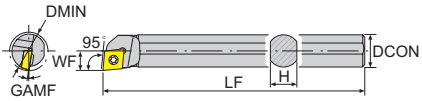

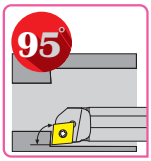

材質 Shank	圖解 Fig
C	

內徑車刀
Boring Bar

材質 Shank	產品型號 Model No	在庫 Stock R	在庫 Stock L	最小加工徑 DMIN	刀桿高度 H	柄部直徑 DCON	標準全長 LF	工作寬度 WF	徑向前角 GAMF	刀片 Insert	螺絲 Screw	旗型板手 Wrench	價格 Price
		寸法 Dimension(mm)											
C	C08K-SCLCR06-09	●	●	9	7.4	8	125	4.3	13	CC□□ 0602□□	CS25048	T-8	
	C08K-SCLCR/L06-10	●		10	7.4	8	125	5.5	13				
	C10H-SCLCR/L-06-12	●	●	12	9.4	10	100	6	12	CC□□ 0602□□	CS25	T-8	
	C10M-SCLCR/L06-12	●		12	9.4	10	150	6	12				
	C10K-SCLCR/L06-12	●	●	12	9.4	10	125	6	12				
	C12Q-SCLCR/L06-14	●	●	14	11.4	12	180	7	12				
	C12Q-SCLCR/L09-16	●	●	16	11.4	12	180	8.5	13	CC□□ 09T3□□	CS35	T-15	
	C14N-SCLCR/L09-16	●		16	13.4	14	160	8	12				
	C16R-SCLCR/L09-18	●	●	18	15	16	200	9	9				
	C20S-SCLCR/L09-22	●	●	22	19	20	250	11	10				
	C25T-SCLCR/L09	●		31	24	25	300	17	7				

NEW

●刀柄材質詳解請參閱H4
●Shank Type detailed description Page-H4
●套筒需另購→參考M04-M09頁
●Sleeve refer Page-M04-M09

●A：鋼柄中心出水式 Steel Shank With Oil Hole
●C：鎢鋼刀柄 Carbide Shank
●S：一般鋼刀柄 Steel Shank
●H：模具鋼刀柄 Alloy Tool Steel
●H-O：模具鋼刀柄中心出水式 Alloy Tool Steel Shank With Oil Hole

CC

●標準庫存
●Sandard Stocks

◆ 材質介紹→參考D頁
Grade Ref.Page-D

◆ 斷削槽選擇→參考F-H頁
Chipbreaker Ref.Page-F-H

◆ 切削條件→參考I頁
Cutting condition Ref.Page-I

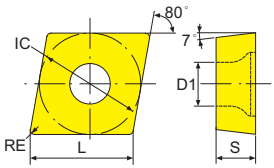

塗層硬質合金 Carbide Coated

形狀 Shape	型號 Model No	刀尖半徑 RE	切削刃長度 L	內接圓 IC	刀片厚度 S	螺釘孔徑 D1	P T1500A	P DF133	P DF233	P DF333	M AC530U
	CCET03X104L-FY	0.4	3.55	3.5	1.4	1.9	●				
	CCET04X104L-FY	0.4	4.37	4.3	1.8	2.3	●				

SCLC

本圖所示為右手刀(R) Right Hand Show

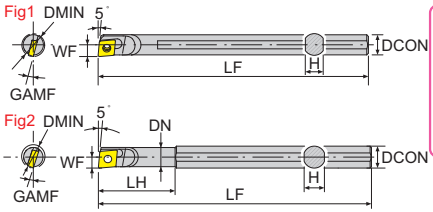

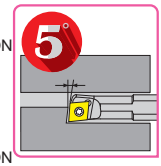

圖解 Fig	刀桿形狀 Tool Type
Fig1	
Fig2	

小徑內孔加工刀
Mini Boring Bar

材質 Shank	產品型號 Model No	圖解 Fig	在庫 Stock R	在庫 Stock L	最小加工徑 DMIN	刀桿高度 H	柄部直徑 DCON	頸徑 DN	刀頭長度 LH	標準全長 LF	工作寬度 WF	徑向前角 GMAF	刀片 Insert	螺絲 Screw	旗型板手 Wrench	價格 Price
					寸法 Dimension(mm)											
C	C04G-SCLCR/L03-05	1	●	●	5	3.5	4	–	–	90	2.5	15	CC□□ 03X1□□	CS18	T-6	
	C05H-SCLCR/L03-06	1	●	●	6	4.5	5	–	–	100	3	15				
	C06J-SCLCR/L04-07	1	●	●	7	5.5	6	–	–	110	3.5	15	CC□□ 04X1□□	CS22	T-7	
	C0807K-SCLCR/L06-08	2	●	●	8	7.4	8	7	28	125	4	18	CC□□ 0602□□	CS25048	T-8	

SCLC

本圖所示為右手刀(R) Right Hand Show S-Type

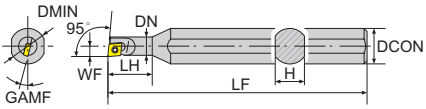

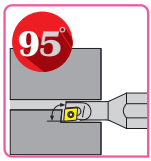

材質 Shank	圖解 Fig
S	
H	
H-O	

小徑內孔加工車刀
Mini Boring Bar

材質 Shank	產品型號 Model No	在庫 Stock R	在庫 Stock L	最小加工徑 DMIN	刀桿高度 H	柄部直徑 DCON	頸徑 DN	刀頭長度 LH	標準長度 LF	刀尖距離 WF	徑向前角 GMAF	刀片 Insert	螺絲 Screw	旗型板手 Wrench
				寸法 Dimension(mm)										
S	S0807K-SCLCR/L06	●		9	7	8	7	18	125	4.2	18	CC□□ 0602□□	CS25048	T-8
	S1004K-SCLCR/L03	●	●	5	10	10	4.4	12	125	2.4	15	CC□□ 03X1□□	CS18	T-6
	S1204H-SCLCR/L03	●	●	5	11	12	4	9	100	2.5	15			
	S1206K-SCLCR/L04	●	●	7	11	12	6.2	15	125	3.5	15	CC□□ 04X1□□	CS22	T-7
	S1607K-SCLCR/L06-08	●	●	8	15	16	7	15	125	4	15	CC□□ 0602□□	CS25048	T-8
	S1608K-SCLCR/L06-09	●	●	9	15	16	7.9	15	125	4.5	15			
	S1609K-SCLCR/L06-10	●	●	10	15	16	8.7	15	125	5	15			
	S1610K-SCLCR/L06-12	●	●	12	15	16	10.4	15	125	6	15	CC□□ 0602□□	CS25	T-8
H	H0807K-SCLCR/L06-08	●	●	8	7	8	7	28	125	4	15	CC□□ 0602□□	CS25048	T-8
	H1004K-SCLCR/L03	●	●	5	9	10	4.4	18	125	2.4	15	CC□□ 03X1□□	CS18	T-6
	H1204H-SCLCR/L03	●	●	5	11	12	4	8	100	2.5	15			
	H1206K-SCLCR/L04	●	●	7	11	12	6.2	14	125	3.5	15	CC□□ 04X1□□	CS22	T-7
	H1607K-SCLCR/L06-08	●	●	8	15	16	7	15	125	4	15	CC□□ 0602□□	CS25048	T-8
	H1608K-SCLCR/L06-09	●	●	9	15	16	7.9	15	125	4.5	15			
	H1609K-SCLCR/L06-10	●	●	10	15	16	8.7	15	125	5	15			
	H1610K-SCLCR/L06-12	●		12	15	16	10.4	15	125	6	15	CC□□ 0602□□	CS25	T-8
H-O	H1204H-SCLCR/L03-O	●		5	11	12	4	8	100	2.5	15	CC□□ 03X1□□	CS18	T-6

- ●刀柄材質詳解請參閱H4
- ●Shank Type detailed description Page-H4
- ●套筒需另購→參考M04-M09頁
- ●Sleeve refer Page-M04-M09

- ●A：鋼柄中心出水式 Steel Shank With Oil Hole
- ●C：鎢鋼刀柄 Carbide Shank
- ●S：一般鋼刀柄 Steel Shank
- ●H：模具鋼刀柄 Alloy Tool Steel
- ●H-O：模具鋼刀柄中心出水式 Alloy Tool Steel Shank With Oil Hole

益詮切削刀具

SET-SCLC

本圖所示為右手刀(R) Right Hand Show

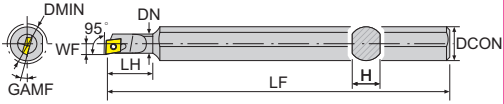

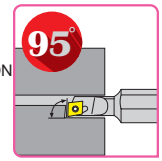

小徑內孔加工車刀
Boring Bar With Coolant SET

寸法 Dimension(mm)

材質 Shank	產品型號 Model No	在庫 Stock R	在庫 Stock L	最小加工徑 DMIN	刀桿高度 H	柄部直徑 DCON	頸徑 DN	刀頭長度 LH	標準全長 LF	工作寬度 WF	徑向前角 GMAF	刀片 Insert	螺絲 Screw	旗型板手 Wrench	價格 Price
A	A0608H-SCLCR/L06	●	●	8	7	8	7	25	100	4	13	CC□□ 0602□□	CS25	T-8	
	A0810J-SCLCR/L06	●	●	11	9	10	8	32	110	6	12				
	A1012K-SCLCR/L06	●	●	13	11	12	10	38	125	7	12				
	A1216M-SCLCR/L06	●	●	16	15	16	12	50	150	9	9				
	A0816SET-SCLCR/L	●	●	A0608H-SCLCR06＊1 A0810J-SCLCR06＊1				A1012K-SCLCR06＊1 A1216M-SCLCR/L06＊1					CS25048＊1 CS25＊5 T-8＊1		

SCLC

本圖所示為右手刀(R) Right Hand Show

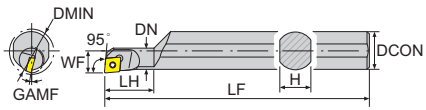

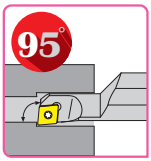

材質 Shank	圖解 Fig
H	

內孔深度加工車刀
Inner Depth Processing Boring Bar

寸法 Dimension(mm)

材質 Shank	產品型號 Model No	在庫 Stock R	在庫 Stock L	最小加工徑 DMIN	刀桿高度 H	柄部直徑 DCON	頸徑 DN	刀頭長度 LH	標準全長 LF	工作寬度 WF	徑向前角 GAMF	刀片 Insert	螺絲 Screw	旗型板手 Wrench	價格 Price
H	H1609Q-SCLCR/L06-19	●		11	5	16	9	19	160	9.5	15	CC□□ 0602□□	CS25	T-8	

●刀柄材質詳解請參閱H4
●Shank Type detailed description Page-H4
●套筒需另購→參考M04-M09頁
●Sleeve refer Page-M04-M09

●A：鋼柄中心出水式 Steel Shank With Oil Hole
●C：鎢鋼刀柄 Carbide Shank
●S：一般鋼刀柄 Steel Shank
●H：模具鋼刀柄 Alloy Tool Steel
●H-O：模具鋼刀柄中心出水式 Alloy Tool Steel Shank With Oil Hole

SCZC

本圖所示為右手刀(R) Right Hand Show S-Type

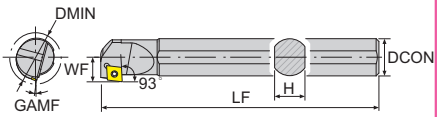



材質 Shank	圖解 Fig
S	

內徑加工車刀
Boring Bar

材質 Shank	產品型號 Model No	在庫 Stock R	在庫 Stock L	最小加工徑 DMIN	刀桿高度 H	柄部直徑 DCON	標準全長 LF	工作寬度 WF	徑向前角 GAMF	刀片 Insert	螺絲 Screw	旗型板手 Wrench	價格 Price
				寸法 Dimension(mm)									
S	S08K-SCZCR/L06	●	●	12	7	8	125	6.5	13	CC□□ 0602□□	CS25048	T-8	
	S10K-SCZCR/L06	●	●	14	9	10	125	7.5	12	CC□□ 0602□□	CS25	T-8	
	S12M-SCZCR/L06	●	●	16	11	12	150	8.5	10				
	S16Q-SCZCR/L09	●	●	21	15	16	180	11.5	10	CC□□ 09T3□□	CS35	T-15	
	S20R-SCZCR/L09	●	●	25	18	20	200	13.5	8				
	S25R-SCZCR/L09	●	●	30	23	25	200	16	6				

●刀柄材質詳解請參閱H4
●Shank Type detailed description Page-H4
●套筒需另購→參考M04-M09頁
●Sleeve refer Page-M04-M09

●A：鋼柄中心出水式 Steel Shank With Oil Hole
●C：鎢鋼刀柄 Carbide Shank
●S：一般鋼刀柄 Steel Shank
●H：模具鋼刀柄 Alloy Tool Steel
●H-O：模具鋼刀柄中心出水式 Alloy Tool Steel Shank With Oil Hole

S-Type

SCKC

本圖所示為右手刀(R) Right Hand Show

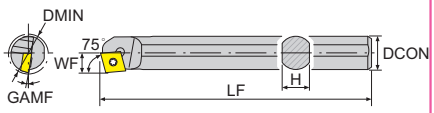

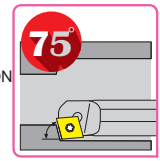

材質 Shank	圖解 Fig
S	

內徑加工車刀
Boring Bar

材質 Shank	產品型號 Model No	在庫 Stock R	在庫 Stock L	最小加工徑 DMIN	刀桿高度 H	柄部直徑 DCON	標準全長 LF	工作寬度 WF	徑向前角 GAMF	刀片 Insert	螺絲 Screw	旗型板手 Wrench	價格 Price
		寸法 Dimension(mm)											
S	S08K-SCKCR/L06-10	●	●	10	7	8	125	5.5	13	CC□□ 0602□□	CS25048	T-8	
	S10K-SCKCR/L06-12	●	●	12	9	10	125	6	12	CC□□ 0602□□	CS25	T-8	
	S12M-SCKCR/L06-14	●	●	14	11	12	150	7	12				
	S16Q-SCKCR/L06-18	●	●	18	15	16	180	9	9				
	S12M-SCKCR/L09-16	●	●	16	11	12	150	8.5	13	CC□□ 09T3□□	CS35	T-15	
	S16Q-SCKCR/L09-18	●	●	18	15	16	180	9	9				
	S20R-SCKCR/L09-22	●	●	22	18	20	200	11	10				
	S25R-SCKCR/L09-28	●	●	28	23	25	200	14	7				

●刀柄材質詳解請參閱H4
●Shank Type detailed description Page-H4
●套筒需另購→參考M04-M09頁
●Sleeve refer Page-M04-M09

●A：鋼柄中心出水式 Steel Shank With Oil Hole
●C：鎢鋼刀柄 Carbide Shank
●S：一般鋼刀柄 Steel Shank
●H：模具鋼刀柄 Alloy Tool Steel
●H-O：模具鋼刀柄中心出水式 Alloy Tool Steel Shank With Oil Hole

SCLP

本圖所示為右手刀(R) Right Hand Show S-Type

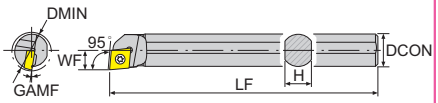



材質 Shank	圖解 Fig
S	
H	

內徑加工車刀
Boring Bar

材質 Shank	產品型號 Model No	在庫 Stock R	在庫 Stock L	最小加工徑 DMIN	刀桿高度 H	柄部直徑 DCON	標準全長 LF	工作寬度 WF	徑向前角 GAMF	刀片 Insert	螺絲 Screw	旗型板手 Wrench	價格 Price
				寸法 Dimension(mm)									
S	S10K-SCLPR/L08-12	●	●	12	9	10	125	6	10	CP□□ 0802□□	CS30	T-10	
	S12M-SCLPR/L08-14	●	●	14	11	12	150	7	8				
	S12M-SCLPR/L09-14	●		14	11	12	150	7	8	CP□□ 0903□□	CS35	T-15	
	S12M-SCLPR/L09-16	●		16	11	12	150	8.5	6				
	S14M-SCLPR/L09-16	●	●	16	13	14	150	8.5	9				
	S16Q-SCLPR/L09-18	●	●	18	15	16	180	9	9				
	S18Q-SCLPR/L09-20	●	●	20	17	18	180	10	9				
	S20R-SCLPR/L09-22	●	●	22	18	20	200	11	7				
	S25R-SCLPR/L09	●	●	31	23	25	200	17	7				
H	H10K-SCLPR/L08-12	●	●	12	9	10	125	6	10	CP□□ 0802□□	CS30	T-10	
	H12M-SCLPR/L08-14	●	●	14	11	12	150	7	8				
	H12M-SCLPR/L09-16	●	●	16	11	12	150	8.5	8	CP□□ 0903□□	CS35	T-15	
	H12M-SCLPR/L09-18	●		18	11	12	150	9	10				
	H16Q-SCLPR/L09-18	●	●	18	15	16	180	9	9				
	H16Q-SCLPR/L09-19	●		19	15	16	180	9.5	8				
	H20R-SCLPR/L09-22	●	●	22	18	20	200	11	7				
	H25R-SCLPR/L09-28	●		28	23	25	200	14	7				
	H25R-SCLPR/L-09			31	23	25	200	17	7				

※ 請接下頁。 ※ Continued on next page.

●刀柄材質詳解請參閱H4
●Shank Type detailed description Page-H4
●套筒需另購→參考M04-M09頁
●Sleeve refer Page-M04-M09

●A：鋼柄中心出水式 Steel Shank With Oil Hole
●C：鎢鋼刀柄 Carbide Shank
●S：一般鋼刀柄 Steel Shank
●H：模具鋼刀柄 Alloy Tool Steel
●H-O：模具鋼刀柄中心出水式 Alloy Tool Steel Shank With Oil Hole

S-Type

本圖所示為右手刀(R) Right Hand Show

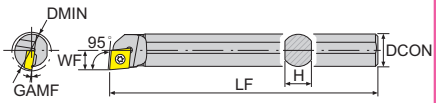



材質 Shank	圖解 Fig
C	

材質 Shank	產品型號 Model No	在庫 Stock R	在庫 Stock L	最小加工徑 DMIN	刀桿高度 H	柄部直徑 DCON	標準全長 LF	工作寬度 WF	徑向前角 GAMF	刀片 Insert	螺絲 Screw	旗型板手 Wrench	價格 Price
		寸法 Dimension(mm)											
C	C10M-SCLPR/L08-12	●	●	12	9.4	10	150	6	10	CP□□ 0802□□	CS30	T-10	
	C12Q-SCLPR/L08-14	●	●	14	11.4	12	180	7	8				
	C12Q-SCLPR/L09-16	●	●	16	11.4	12	180	8	8	CP□□ 0903□□	CS35	T-15	
	C16R-SCLPR/L09-18	●	●	18	15	16	200	9	9				
	C20S-SCLPR/L09-22	●	●	22	19	20	250	11	7				
	C25T-SCLPR/L09	●	●	31	24	25	300	17	7				

●刀柄材質詳解請參閱H4
●Shank Type detailed description Page-H4
●套筒需另購→參考M04-M09頁
●Sleeve refer Page-M04-M09

●A：鋼柄中心出水式 Steel Shank With Oil Hole
●C：鎢鋼刀柄 Carbide Shank
●S：一般鋼刀柄 Steel Shank
●H：模具鋼刀柄 Alloy Tool Steel
●H-O：模具鋼刀柄中心出水式 Alloy Tool Steel Shank With Oil Hole

STUC

本圖所示為右手刀(R) Right Hand Show S-Type

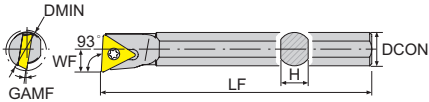

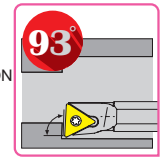

材質 Shank	圖解 Fig
S	
H	

內徑加工車刀
Boring Bar

新規格上市 New Specification Arrival

寸法 Dimension(mm)

材質 Shank	產品型號 Model No	在庫 Stock R	在庫 Stock L	最小加工徑 DMIN	刀桿高度 H	柄部直徑 DCON	標準全長 LF	工作寬度 WF	徑向前角 GAMF	刀片 Insert	螺絲 Screw	旗型板手 Wrench	價格 Price
S	S08K-STUCR/L09-10	●	●	10	7	8	125	5.5	13	TC□□ 0902□□	CS22	T-7	
	S10K-STUCR/L09-12	●	●	12	9	10	125	6	10				
	S10K-STUCR/L11-12	●	●	12	9	10	125	6	12	TC□□ 1102□□	CS25	T-8	
	S12M-STUCR/L11-14	●	●	14	11	12	150	7	12				
	S14M-STUCR/L11-16	●	●	16	13	14	150	8	8				
	S16Q-STUCR/L11-18	●	●	18	15	16	180	9	6				
	S20R-STUCR/L11-22	●	●	22	18	20	200	11	8				
	S20R-STUCR/L16-22	●	●	22	18	20	200	11	10	TC□□ 16T3□□	CS35	T-15	
	S25R-STUCR/L16	●	●	31	23	25	200	17	6				
	S32S-STUCR/L16	●	●	35	30	32	250	17.5	4				
H	H08K-STUCR/L09-10	●	●	10	7	8	125	5.5	13	TC□□ 0902□□	CS22	T-7	
	H10K-STUCR/L09-12	●	●	12	9	10	125	6	10				
	H10K-STUCR/L11-12	●	●	12	9	10	125	6	12	TC□□ 1102□□	CS25	T-8	
	H12M-STUCR/L11-14	●	●	14	11	12	150	7	12				
	H16Q-STUCR/L11-18	●	●	18	15	16	180	9	6				
	H20R-STUCR/L11-22	●	●	22	18	20	200	11	8				
	H20R-STUCR/L16-22	●	●	22	18	20	200	11	10	TC□□ 16T3□□	CS35	T-15	
	H25R-STUCR/L16-28	●	●	28	23	25	200	14	6				
	H25R-STUCR/L16-28A	●		28	23	25	200	14	6				
	H25R-STUCR/L16	●		31	23	25	200	17	6				

※ 請接下頁。 ※ Continued on next page.

- ●刀柄材質詳解請參閱H4
- ●Shank Type detailed description Page-H4
- ●套筒需另購→參考M04-M09頁
- ●Sleeve refer Page-M04-M09

- ●A：鋼柄中心出水式 Steel Shank With Oil Hole
- ●C：鎢鋼刀柄 Carbide Shank ●S：一般鋼刀柄 Steel Shank
- ●H：模具鋼刀柄 Alloy Tool Steel
- ●H-O：模具鋼刀柄中心出水式 Alloy Tool Steel Shank With Oil Hole

本圖所示為右手刀(R) Right Hand Show

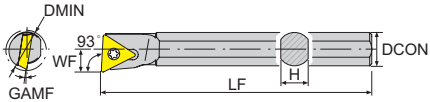

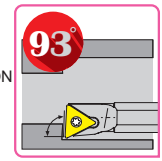

材質 Shank	圖解 Fig
H-O	
C	

寸法 Dimension(mm)

材質 Shank	產品型號 Model No	在庫 Stock R	在庫 Stock L	最小加工徑 DMIN	刀桿高度 H	柄部直徑 DCON	標準全長 LF	工作寬度 WF	徑向前角 GAMF	刀片 Insert	螺絲 Screw	旗型板手 Wrench	價格 Price
H-O	H08K-STUCR/L09-10-O	●		10	7	8	125	5.5	13	TC□□ 0902□□	CS22	T-7	
	H10K-STUCR/L09-12-O	●		12	9	10	125	6	10				
	H10K-STUCR/L11-12-O	●		12	9	10	125	6	12	TC□□ 1102□□	CS25	T-8	
	H12M-STUCR/L11-14-O	●		14	12	11	150	7	12				
	H16Q-STUCR/L11-18-O	●		18	16	15	180	9	6				
	H20R-STUCR/L11-22-O	●		22	20	18	200	11	8				
	H20R-STUCR/L16-22-O	●		22	20	18	200	11	10	TC□□ 16T3□□	CS35	T-15	
	H25R-STUCR/L16-28-O	●		28	25	23	200	14	6				
NEW	H32S-STUCR/L16-O	●		35	30	32	250	17.5	4				
C	C08K-STUCR/L09-10	●		10	8	7.4	125	5.5	13	TC□□ 0902□□	CS22	T-7	
	C10M-STUCR/L09-12	●		12	10	9.4	150	6	10				
	C10M-STUCR/L11-12	●		12	10	9.4	150	6	12	TC□□ 1102□□	CS25	T-8	
	C12Q-STUCR/L11-14	●		14	12	11.4	180	7	12				
	C16R-STUCR/L11-18	●		18	16	15	200	9	6				
	C20S-STUCR/L11-22	●		22	20	19	250	11	8				

●刀柄材質詳解請參閱H4
●Shank Type detailed description Page-H4
●套筒需另購→參考M04-M09頁
●Sleeve refer Page-M04-M09

●A：鋼柄中心出水式 Steel Shank With Oil Hole
●C：鎢鋼刀柄 Carbide Shank
●S：一般鋼刀柄 Steel Shank
●H：模具鋼刀柄 Alloy Tool Steel
●H-O：模具鋼刀柄中心出水式 Alloy Tool Steel Shank With Oil Hole

STFC

本圖所示為右手刀(R) Right Hand Show S-Type

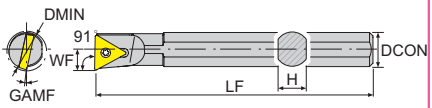

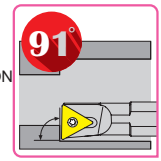

材質 Shank	圖解 Fig
S	
A	

內徑加工車刀
Boring Bar

寸法 Dimension(mm)

材質 Shank	產品型號 Model No	在庫 Stock R	在庫 Stock L	最小加工徑 DMIN	刀桿高度 H	柄部直徑 DCON	標準全長 LF	工作寬度 WF	徑向前角 GAMF	刀片 Insert	螺絲 Screw	旗型板手 Wrench	價格 Price
S	S08K-STFCR/L09-10	●	●	10	7	8	125	5.5	13	TC□□ 0902□□	CS22	T-7	
	S10K-STFCR/L09-12	●	●	12	9	10	125	6	10				
	S12M-STFCR/L09-14	●	●	14	11	12	150	7	12				
	S10K-STFCR/L11-12	●	●	12	9	10	125	6	12	TC□□ 1102□□	CS25	T-8	
	S12M-STFCR/L11-14	●	●	14	11	12	150	7	12				
	S16Q-STFCR/L11-18	●	●	18	15	16	180	9	6				
	S20R-STFCR/L11-22	●	●	22	18	20	200	11	8				
	S20R-STFCR/L16-22	●	●	22	18	20	200	11	10	TC□□ 16T3□□	CS35	T-15	
	S25R-STFCR/L16	●	●	31	23	25	200	17	6				
A	A08K-STFCR/L09-10	●	●	10	7	8	125	5.5	13	TC□□ 0902□□	CS22	T-7	
	A10K-STFCR/L11-12	●	●	12	9	10	125	6	12	TC□□ 1102□□	CS25	T-8	
	A12M-STFCR/L11-14	●	●	14	11	12	150	7	12				
	A16Q-STFCR/L11-18	●	●	18	15	16	180	9	6				

※ 請接下頁。 ※ Continued on next page.

●刀柄材質詳解請參閱H4
●Shank Type detailed description Page-H4
●套筒需另購→參考M04-M09頁
●Sleeve refer Page-M04-M09

●A：鋼柄中心出水式 Steel Shank With Oil Hole
●C：鎢鋼刀柄 Carbide Shank
●S：一般鋼刀柄 Steel Shank
●H：模具鋼刀柄 Alloy Tool Steel
●H-O：模具鋼刀柄中心出水式 Alloy Tool Steel Shank With Oil Hole

本圖所示為右手刀(R) Right Hand Show

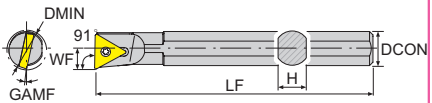

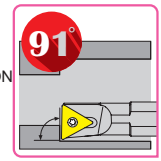

材質 Shank	圖解 Fig
H	
H-O	
C	

材質 Shank	產品型號 Model No	在庫 Stock R	在庫 Stock L	最小加工徑 DMIN	刀桿高度 H	柄部直徑 DCON	標準全長 LF	工作寬度 WF	徑向前角 GAMF	刀片 Insert	螺絲 Screw	旗型板手 Wrench	價格 Price
		寸法 Dimension(mm)											
H	H08K-STFCR/L09-10	●	●	10	7	8	125	5.5	13	TC□□ 0902□□	CS22	T-7	
	H10K-STFCR/L09-12	●	●	12	9	10	125	6	10				
	H12M-STFCR/L09-14	●	●	14	11	12	150	7	12				
	H10K-STFCR/L11-12	●	●	12	9	10	125	6	12	TC□□ 1102□□	CS25	T-8	
	H12M-STFCR/L11-14	●	●	14	11	12	150	7	12				
	H16Q-STFCR/L11-18	●	●	18	15	16	180	9	6				
	H20R-STFCR/L11-22	●	●	22	18	20	200	11	8				
	H20R-STFCR/L16-22	●	●	22	18	20	200	11	10	TC□□ 16T3□□	CS35	T-15	
	H25R-STFCR/L16			31	23	25	200	17	6				
H-O	H10K-STFCR/L11-12-O	●		12	9	10	125	6	12	TC□□ 1102□□	CS25	T-8	
	H12M-STFCR/L11-14-O	●		14	11	12	150	7	12				
C	C08K-STFCR/L09-10	●	●	10	7.4	8	125	5.5	13	TC□□ 0902□□	CS22	T-7	
	C10M-STFCR/L09-12	●	●	12	9.4	10	150	6	10				
	C12Q-STFCR/L09-14	●	●	14	11.4	12	180	7	12				
	C12Q-STFCR/L11-14	●	●	14	11.4	12	180	7	12	TC□□ 1102□□	CS25	T-8	
	C16R-STFCR/L11-18	●	●	18	15	16	200	9	6				
	C20S-STFCR/L11-22	●	●	22	19	20	250	11	8				

- ●刀柄材質詳解請參閱H4
- ●Shank Type detailed description Page-H4
- ●套筒需另購→參考M04-M09頁
- ●Sleeve refer Page-M04-M09

- ●A：鋼柄中心出水式 Steel Shank With Oil Hole
- ●C：鎢鋼刀柄 Carbide Shank
- ●S：一般鋼刀柄 Steel Shank
- ●H：模具鋼刀柄 Alloy Tool Steel
- ●H-O：模具鋼刀柄中心出水式 Alloy Tool Steel Shank With Oil Hole

SET-STFC

本圖所示為右手刀(R) Right Hand Show

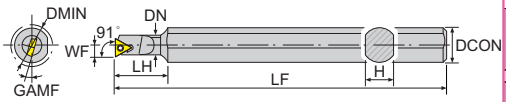

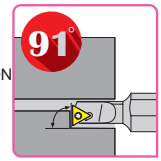

小徑內孔加工車刀
Boring Bar With Coolant SET

材質 Shank	產品型號 Model No	在庫 Stock R	在庫 Stock L	最小加工徑 DMIN	刀桿高度 H	柄部直徑 DCON	頸徑 DN	刀頭長度 LH	標準全長 LF	工作寬度 WF	徑向前角 GMAF	刀片 Insert	螺絲 Screw	旗型板手 Wrench	價格 Price
				寸法 Dimension(mm)											
A	A0810J-STFCR/L11	●	●	11	9	10	7	32	110	7	12	TC□□ 1102□□	CS25	T-8	
	A1012K-STFCR/L11	●	●	13	11	12	9	38	125	9	9				
	A1216M-STFCR/L11	●	●	16	15	16	11	50	150	11	9				
	A1016SET-STFCR/L	●	●	A0810J-STFCR11＊1 A1012K-STFCR11＊1				A1216M-STFCR11＊1 CS25048＊1					CS25＊5 T-8＊1		

●刀柄材質詳解請參閱H4
●Shank Type detailed description Page-H4
●套筒需另購→參考M04-M09頁
●Sleeve refer Page-M04-M09

●A：鋼柄中心出水式 Steel Shank With Oil Hole
●C：鎢鋼刀柄 Carbide Shank
●S：一般鋼刀柄 Steel Shank
●H：模具鋼刀柄 Alloy Tool Steel
●H-O：模具鋼刀柄中心出水式 Alloy Tool Steel Shank With Oil Hole

S-Type

STWC

本圖所示為右手刀(R) Right Hand Show

Fig1

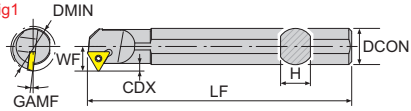

Fig2

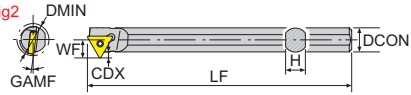

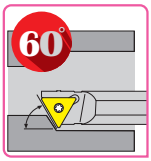

材質 Shank	圖解 Fig	刀桿形狀 Tool Type
S	Fig1	
	Fig2	
H	—	
H-O	Fig1	
	Fig2	

內徑加工車刀
Boring Bar

寸法 Dimension(mm)

材質 Shank	產品型號 Model No	圖解 Fig	在庫 Stock R	在庫 Stock L	最小加工徑 DMIN	最大加工溝槽深度 CDX	刀桿高度 H	柄部直徑 DCON	標準全長 LF	工作寬度 WF	徑向前角 GAMF	刀片 Insert	螺絲 Screw	旗型板手 Wrench	價格 Price
S	S08K-STWCR/L09	2	●	●	12	2	7	8	125	6.5	9	TC□□ 0902□□	CS22	T-7	
	S10K-STWCR/L09	2	●	●	14	2	9	10	125	7.5	9				
	S10K-STWCR/L11	2	●	●	14	2	9	10	125	7.5	7	TC□□ 1102□□	CS25	T-8	
	S12M-STWCR/L11	2	●	●	16	2.5	11	12	150	9	9				
	S16Q-STWCR/L11	2	●	●	21	3.5	15	16	180	12	6				
	S20R-STWCR/L11	2	●	●	24	2.5	18	20	200	13	6				
	S25R-STWCR/L16	1	●	●	31	5	23	25	200	17	7	TC□□ 16T3□□	CS35	T-15	
	S32S-STWCR/L16	2	●	●	37	3.5	30	32	250	20	4				
	S40T-STWCR/L16	2	●	●	45	3.5	37	40	300	24	0				
H	H08K-STWCR/L09	—	●	●	12	2	7	8	125	6.5	9	TC□□ 0902□□	CS22	T-7	
	H12M-STWCR/L11	—	●	●	16	2.5	11	12	150	9	9	TC□□ 1102□□	CS25	T-8	
	H16Q-STWCR/L11	—	●	●	21	3.5	15	16	180	12	6				
	H20R-STWCR/L11	—	●	●	24	2.5	18	20	200	13	6				
H-O	H10K-STWCR/L11-O	2	●	●	14	2	9	10	125	7.5	7	TC□□ 1102□□	CS25	T-8	
	H12M-STWCR/L11-O	2	●	●	16	2.5	11	12	150	9	9				
	H25R-STWCR/L16-O	1	●	●	31	5	23	25	200	17	7	TC□□ 16T3□□	CS35	T-15	

●刀柄材質詳解請參閱H4
●Shank Type detailed description Page-H4
●套筒需另購→參考M04-M09頁
●Sleeve refer Page-M04-M09

●A：鋼柄中心出水式 Steel Shank With Oil Hole
●C：鎢鋼刀柄 Carbide Shank
●S：一般鋼刀柄 Steel Shank
●H：模具鋼刀柄 Alloy Tool Steel
●H-O：模具鋼刀柄中心出水式 Alloy Tool Steel Shank With Oil Hole

STUP

本圖所示為右手刀(R) Right Hand Show

S-Type

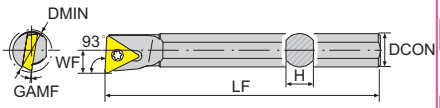

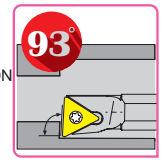

材質 Shank	圖解 Fig
S	

內徑加工車刀
Boring Bar

材質 Shank	產品型號 Model No	在庫 Stock R	在庫 Stock L	最小加工徑 DMIN	刀桿高度 H	柄部直徑 DCON	標準全長 LF	工作寬度 WF	徑向前角 GAMF	刀片 Insert	螺絲 Screw	旗型板手 Wrench	價格 Price
		寸法 Dimension(mm)											
S	S08K-STUPR/L08-10	●	●	10	7	8	125	5.5	6	TP□□ 0802□□	CS22	T-7	
	S08K-STUPR/L09-10	●	●	10	7	8	125	5.5	9	TP□□ 0902□□	CS25048	T-8	
	S10K-STUPR/L09-12	●	●	12	9	10	125	6	8	TP□□ 0902□□	CS25	T-8	
	S12M-STUPR/L09-14	●	●	14	11	12	150	7	12				
	S10K-STUPR/L11-12	●	●	12	9	10	125	6	8	TP□□ 1103□□	CS30	T-10	
	S12M-STUPR/L11-14	●	●	14	11	12	150	7	8				
	S14M-STUPR/L11-16	●	●	16	13	14	150	8.5	6				
	S16Q-STUPR/L11-18	●	●	18	15	16	180	9	4				
	S18Q-STUPR/L11-20	●	●	20	17	18	180	10	4				
	S20R-STUPR/L11-22	●	●	22	18	20	200	11	4				
	S25R-STUPR/L11-28	●	●	28	23	25	200	14	4				
	S20R-STUPR/L1604-22	●	●	22	18	20	200	11	6	TP□□ 1604□□	CS35	T-15	
	S25R-STUPR/L1604-28	●	●	28	23	25	200	14	7				
	S20R-STUPR/L1603-22	●	●	22	18	20	200	11	6	TP□□ 1603□□	CS35	T-15	
	S25R-STUPR/L1603-28		●	28	23	25	200	14	7				

※ 請接下頁。 ※ Continued on next page.

●刀柄材質詳解請參閱H4
●Shank Type detailed description Page-H4
●套筒需另購→參考M04-M09頁
●Sleeve refer Page-M04-M09

●A：鋼柄中心出水式 Steel Shank With Oil Hole
●C：鎢鋼刀柄 Carbide Shank
●S：一般鋼刀柄 Steel Shank
●H：模具鋼刀柄 Alloy Tool Steel
●H-O：模具鋼刀柄中心出水式 Alloy Tool Steel Shank With Oil Hole

益詮切削刀具

本圖所示為右手刀(R) Right Hand Show

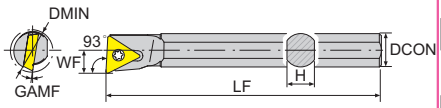

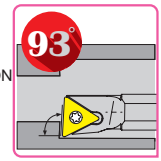

材質 Shank	圖解 Fig
A	
H	

材質 Shank	產品型號 Model No	在庫 Stock R	在庫 Stock L	最小加工徑 DMIN	刀桿高度 H	柄部直徑 DCON	標準全長 LF	工作寬度 WF	徑向前角 GAMF	刀片 Insert	螺絲 Screw	旗型板手 Wrench	價格 Price
		寸法 Dimension(mm)											
A	A08K-STUPR/L09-10	●	●	10	7	8	125	5.5	9	TP□□ 0902□□	CS25048	T-8	
	A10K-STUPR/L09-12	●	●	12	9	10	125	6	8	TP□□ 0902□□	CS25	T-8	
	A12M-STUPR/L09-14	●	●	14	11	12	150	7	12				
	A12M-STUPR/L11-14	●	●	14	11	12	150	7	8	TP□□ 1103□□	CS30	T-10	
	A16Q-STUPR/L11-18	●	●	18	15	16	180	9	4				
	A20R-STUPR/L11-22	●	●	22	18	20	200	11	4				
H	H08K-STUPR/L08-10	●	●	10	7	8	125	5.5	6	TP□□ 0802□□	CS22	T-7	
	H08K-STUPR/L09-10	●	●	10	7	8	125	5.5	9	TP□□ 0902□□	CS25048	T-8	
	H10K-STUPR/L09-12	●	●	12	9	10	125	6	8	TP□□ 0902□□	CS25	T-8	
	H12M-STUPR/L09-14	●	●	14	11	12	150	7	12				
	H10K-STUPR/L11-12	●	●	12	9	10	125	6	8	TP□□ 1103□□	CS30	T-10	
	H12M-STUPR/L11-14	●	●	14	11	12	150	7	8				
	H16Q-STUPR/L11-18	●	●	18	15	16	180	9	4				
	H20R-STUPR/L11-22	●	●	22	18	20	200	11	4				
	H25R-STUPR/L11-28	●		28	23	25	200	14	4				
	H20R-STUPR/L1604-22	●	●	22	18	20	200	11	6	TP□□ 1604□□	CS35	T-15	
	H25R-STUPR/L1604-28	●		28	23	25	200	14	7				

※ 請接下頁。 ※ Continued on next page.

- ●刀柄材質詳解請參閱H4
- ●Shank Type detailed description Page-H4
- ●套筒需另購→參考M04-M09頁
- ●Sleeve refer Page-M04-M09

- ●A：鋼柄中心出水式 Steel Shank With Oil Hole
- ●C：鎢鋼刀柄 Carbide Shank
- ●S：一般鋼刀柄 Steel Shank
- ●H：模具鋼刀柄 Alloy Tool Steel
- ●H-O：模具鋼刀柄中心出水式 Alloy Tool Steel Shank With Oil Hole

本圖所示為右手刀(R) Right Hand Show S-Type

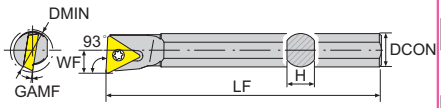

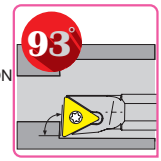

材質 Shank	圖解 Fig
H-O	
C	

寸法 Dimension(mm)

材質 Shank	產品型號 Model No	在庫 Stock R	在庫 Stock L	最小加工徑 DMIN	刀桿高度 H	柄部直徑 DCON	標準全長 LF	工作寬度 WF	徑向前角 GAMF	刀片 Insert	螺絲 Screw	旗型板手 Wrench	價格 Price
H-O	H08K-STUPR/L08-10-O	●		10	7	8	125	5.5	6	TP□□ 0802□□	CS22	T-7	
	H08K-STUPR/L09-10-O	●		10	7	8	125	5.5	9	TP□□ 0902□□	CS25048	T-8	
	H10K-STUPR/L09-12-O	●		12	9	10	125	6	8	TP□□ 0902□□	CS25	T-8	
	H12M-STUPR/L09-14-O	●		14	11	12	150	7	12				
	H10K-STUPR/L11-12-O	●		12	9	10	125	6	8	TP□□ 1103□□	CS30	T-10	
	H12M-STUPR/L11-14-O	●		14	11	12	150	7	8				
	H16Q-STUPR/L11-18-O	●		18	15	16	180	9	4				
	H20R-STUPR/L11-22-O	●		22	18	20	200	11	4				
	H25R-STUPR/L11-28-O	●	●	28	23	25	200	14	4				
	H20R-STUPR/L1604-22-O	●		22	18	20	200	11	6	TP□□ 1604□□	CS35	T-15	
C	C08K-STUPR/L08-09	●		9	7.4	8	125	4.5	10	TP□□ 0802□□	CS22	T-7	
	C08K-STUPR/L08-10	●	●	10	7.4	8	125	5.5	6				
	C08H-STUPR/L08-10	●		10	7.4	8	100	5.5	6				
	C08K-STUPR/L09-10	●	●	10	7.4	8	125	5.5	9	TP□□ 0902□□	CS25048	T-8	
	C10M-STUPR/L09-12	●	●	12	9.4	10	150	6	8	TP□□ 0902□□	CS25	T-8	
	C12Q-STUPR/L09-14	●	●	14	11.4	12	180	7	12				
	C10K-STUPR/L11-12	●	●	12	9.4	10	125	6	8	TP□□ 1103□□	CS30	T-10	
	C10M-STUPR/L11-12	●	●	12	9.4	10	150	6	8				
	C10H-STUPR/L11-12	●		12	9.4	10	100	6	8				

※ 請接下頁。 ※ Continued on next page.

- ●刀柄材質詳解請參閱H4
- ●Shank Type detailed description Page-H4
- ●套筒需另購→參考M04-M09頁
- ●Sleeve refer Page-M04-M09

- ●A：鋼柄中心出水式 Steel Shank With Oil Hole
- ●C：鎢鋼刀柄 Carbide Shank
- ●S：一般鋼刀柄 Steel Shank
- ●H：模具鋼刀柄 Alloy Tool Steel
- ●H-O：模具鋼刀柄中心出水式 Alloy Tool Steel Shank With Oil Hole

本圖所示為右手刀(R) Right Hand Show

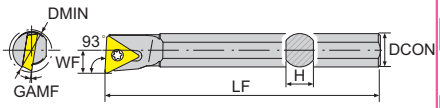

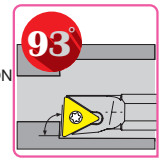

材質 Shank	圖解 Fig
C	

材質 Shank	產品型號 Model No	在庫 Stock R	在庫 Stock L	最小加工徑 DMIN	刀桿高度 H	柄部直徑 DCON	標準全長 LF	工作寬度 WF	徑向前角 GAMF	刀片 Insert	螺絲 Screw	旗型板手 Wrench	價格 Price
				寸法 Dimension(mm)									
C	C12Q-STUPR/L11-14	●	●	14	11.4	12	180	7	8	TP□□ 1103□□	CS30	T-10	
	C12N-STUPR/L11-14	●		14	11.4	12	160	7	8				
	C16R-STUPR/L11-18	●	●	18	15	16	200	9	4				
	C16Q-STUPR/L11-18	●	●	18	15	16	180	9	4				
	C16N-STUPR/L11-18	●	●	18	15	16	160	9	4				
	C20S-STUPR/L11-22	●		22	19	20	250	11	4				
	C25T-STUPR/L11-32	●		32	24	25	300	17	4				

STUP

本圖所示為右手刀(R) Right Hand Show

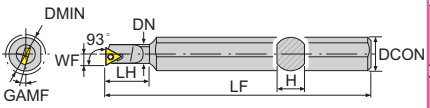

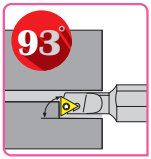

材質 Shank	圖解 Fig
S	
H	

小徑內孔加工車刀
Mini Boring Bar

材質 Shank	產品型號 Model No	在庫 Stock R	在庫 Stock L	最小加工徑 DMIN	刀桿高度 H	柄部直徑 DCON	頸徑 DN	標準全長 LF	刀頭長度 LH	工作寬度 WF	徑向前角 GMAF	刀片 Insert	螺絲 Screw	旗型板手 Wrench	價格 Price
				寸法 Dimension(mm)											
S	S1609J-STUPR/L08-10	●	●	10	15	16	8.7	110	15	5	6	TP□□ 0802□□	CS22	T-7	
	S1610K-STUPR/L11-12	●	●	12	15	16	10.4	125	15	6	10	TP□□ 1103□□	CS30	T-10	
H	H1609J-STUPR/L08-10	●	●	10	15	16	8.7	110	15	5	6	TP□□ 0802□□	CS22	T-7	
	H1610K-STUPR/L11-12	●	●	12	15	16	10.4	125	15	6	10	TP□□ 1103□□	CS30	T-10	

●刀柄材質詳解請參閱H4
●Shank Type detailed description Page-H4
●套筒需另購→參考M04-M09頁
●Sleeve refer Page-M04-M09

●A：鋼柄中心出水式 Steel Shank With Oil Hole
●C：鎢鋼刀柄 Carbide Shank
●S：一般鋼刀柄 Steel Shank
●H：模具鋼刀柄 Alloy Tool Steel
●H-O：模具鋼刀柄中心出水式 Alloy Tool Steel Shank With Oil Hole

STFP

本圖所示為右手刀(R) Right Hand Show S-Type

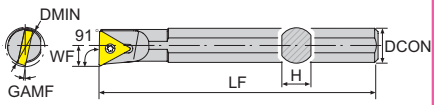

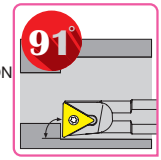

材質 Shank	圖解 Fig
S	
H-O	
C	

內徑加工車刀
Boring Bar

材質 Shank	產品型號 Model No	在庫 Stock R	在庫 Stock L	最小加工徑 DMIN	刀桿高度 H	柄部直徑 DCON	標準全長 LF	工作寬度 WF	徑向前角 GAMF	刀片 Insert	螺絲 Screw	旗型板手 Wrench	價格 Price
		在庫 Stock		寸法 Dimension(mm)									
S	S10K-STFPR/L09-12	●	●	12	9	10	125	6	9	TP□□ 0902□□	CS25	T-8	
	S10K-STFPR/L11-12	●	●	12	9	10	125	6	8	TP□□ 1103□□	CS30	T-10	
	S12M-STFPR/L11-14	●	●	14	11	12	150	7	8				
	S16Q-STFPR/L11-18	●	●	18	15	16	180	9	4				
	S20R-STFPR/L11-22	●	●	22	18	20	200	11	4				
H-O	H10K-STFR/L11-12-O	●		12	9	10	125	6	8	TP□□ 1103□□	CS30	T-10	
C	C08K-STFPR/L09-10	●		10	7.4	8	125	5	9	TP□□ 0902□□	CS25048	T-8	
	C10M-STFPR/L11-12	●		12	9.4	10	150	6	8	TP□□ 1103□□	CS30	T-10	
	C12Q-STFPR/L11-14	●		14	11.4	12	180	7	8				

STFP

本圖所示為右手刀(R) Right Hand Show

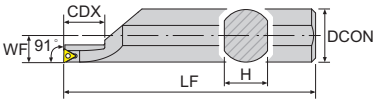

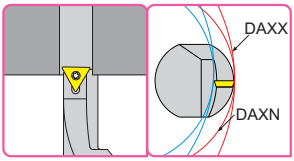

材質 Shank	圖解 Fig
S	

內徑端面切槽刀
Face Boring Bar

材質 Shank	產品型號 Model No	在庫 Stock R	在庫 Stock L	端面槽最大加工 DAXX	端面槽最小加工 DAXN	最大加工溝槽深度 CDX	刀桿高度 H	柄部直徑 DCON	標準全長 LF	工作寬度 WF	刀片 Insert	螺絲 Screw	旗型板手 Wrench	價格 Price
		在庫 Stock		寸法 Dimension(mm)										
S	S40M-STFPR/L11-R45	●		120	45	30	39	40	150	20.5	TP□□ 1103□□	CS30	T-10	

- ●刀柄材質詳解請參閱H4
- ●Shank Type detailed description Page-H4
- ●套筒需另購→參考M04-M09頁
- ●Sleeve refer Page-M04-M09

- ●A：鋼柄中心出水式 Steel Shank With Oil Hole
- ●C：鎢鋼刀柄 Carbide Shank
- ●S：一般鋼刀柄 Steel Shank
- ●H：模具鋼刀柄 Alloy Tool Steel
- ●H-O：模具鋼刀柄中心出水式 Alloy Tool Steel Shank With Oil Hole

S-Type

STWP

本圖所示為右手刀(R) Right Hand Show

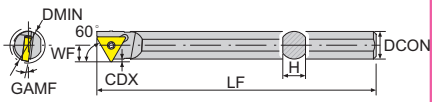

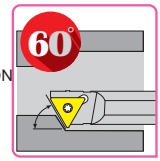

材質 Shank	圖解 Fig
S	

內徑加工車刀
Boring Bar

材質 Shank	產品型號 Model No	在庫 Stock R	在庫 Stock L	最小加工徑 DMIN	最大加工溝槽深度 CDX	刀桿高度 H	柄部直徑 DCON	標準全長 LF	工作寬度 WF	徑向前角 GAMF	刀片 Insert	螺絲 Screw	旗型板手 Wrench	價格 Price
				寸法 Dimension(mm)										
S	S08K-STWPR/L09	●	●	11	2	7	8	125	6.5	6	TP□□ 0902□□	CS25048	T-8	
	S10K-STWPR/L09	●	●	14	2	9	10	125	7.5	6	TP□□ 0902□□	CS25	T-8	
	S10K-STWPR/L11	●	●	14	2	9	10	125	7.5	7	TP□□ 1103□□	CS30	T-10	
	S12M-STWPR/L11	●	●	16	2.5	11	12	150	9	9				
	S16Q-STWPR/L11	●	●	21	3.5	15	16	180	12	6				
	S20R-STWPR/L11	●	●	24	2.5	18	20	200	13	3				

●刀柄材質詳解請參閱H4
●Shank Type detailed description Page-H4
●套筒需另購→參考M04-M09頁
●Sleeve refer Page-M04-M09

●A：鋼柄中心出水式 Steel Shank With Oil Hole
●C：鎢鋼刀柄 Carbide Shank
●S：一般鋼刀柄 Steel Shank
●H：模具鋼刀柄 Alloy Tool Steel
●H-O：模具鋼刀柄中心出水式 Alloy Tool Steel Shank With Oil Hole

STUB

本圖所示為右手刀(R) Right Hand Show S-Type

Fig1

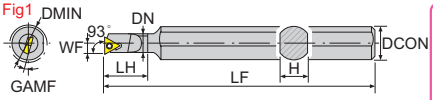

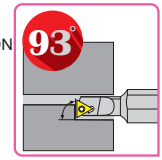

Fig2

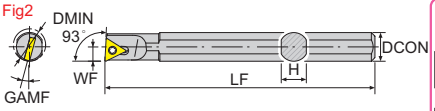

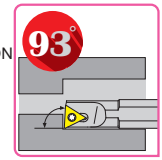

材質 Shank	圖解 Fig	刀桿形狀 Tool Type
S	Fig1	
	Fig2	
H	Fig1	
	Fig2	

內徑加工車刀
Boring Bar

寸法 Dimension(mm)

材質 Shank	產品型號 Model No	圖解 Fig	在庫 Stock R	在庫 Stock L	最小加工徑 DMIN	刀桿高度 H	柄部直徑 DCON	頸徑 DN	標準全長 LF	刀頭長度 LH	工作寬度 WF	徑向前角 GMAF	刀片 Insert	螺絲 Screw	旗型板手 Wrench	價格 Price
S	S0806K-STUBR/L06-07-L20	1	●	●	7	7	8	6.6	125	20	3.5	15	TB□□ 0601□□	CS20	T-6	
	S08K-STUBR/L06-08	2	●	●	8	7	8	–	125	–	4	15				
	S08K-STUBR/L06-09	2	●	●	9	7	8	–	125	–	4.5	15				
	S1606J-STUBR/L06-07	1	●	●	7	15	16	6.2	110	15	3.5	18				
	S1607J-STUBR/L06-08	1	●	●	8	15	16	7	110	15	4	18				
	S1608J-STUBR/L06-09	1	●	●	9	15	16	8.4	110	15	4.5	12				
	S1609J-STUBR/L06-10	1	●	●	10	15	16	9.3	110	15	5	12				
H	H0806K-STUBR/L06-07-L20	1	●	●	7	7	8	6.6	125	20	3.5	15	TB□□ 0601□□	CS20	T-6	
	H08K-STUBR/L06-09	2	●	●	9	7	8	–	125	–	4.5	15				
	H10J-STUBR/L06-08	1	●		8	9	10	7	110	27	4	15				
	H1606J-STUBR/L06-07	1	●	●	7	15	16	6.2	110	15	3.5	18				
	H1607J-STUBR/L06-08	1	●	●	8	15	16	7	110	15	4	18				
	H1608J-STUBR/L06-09	1	●	●	9	15	16	8.4	110	15	4.5	12				
	H1609J-STUBR/L06-10	1	●	●	10	15	16	9.3	110	15	5	12				

●刀柄材質詳解請參閱H4
●Shank Type detailed description Page-H4
●套筒需另購→參考M04-M09頁
●Sleeve refer Page-M04-M09

●A：鋼柄中心出水式 Steel Shank With Oil Hole
●C：鎢鋼刀柄 Carbide Shank
●S：一般鋼刀柄 Steel Shank
●H：模具鋼刀柄 Alloy Tool Steel
●H-O：模具鋼刀柄中心出水式 Alloy Tool Steel Shank With Oil Hole

S-Type

STUB

本圖所示為右手刀(R) Right Hand Show

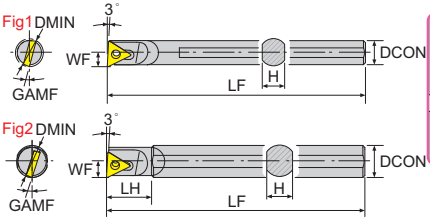

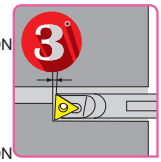

材質 Shank	圖解 Fig
S	
C	

小徑內孔加工車刀
Mini Boring Bar

材質 Shank	產品型號 Model No	圖解 Fig	在庫 Stock R	在庫 Stock L	最小加工徑 DMIN	刀桿高度 H	柄部直徑 DCON	刀頭長度 LH	標準全長 LF	工作寬度 WF	徑向前角 GMAF	刀片 Insert	螺絲 Screw	旗型板手 Wrench	價格 Price
					寸法 Dimension(mm)										
S	S06J-STUBR06-08	1	●		8	5.5	6	16	110	4	15	TB□□ 0601□□	CS20	T-6	
C	C06J-STUBR/L06-07	1	●	●	7	5.5	6	—	110	3.5	—	TB□□ 0601□□	CS20	T-6	
	C0806K-STUBR/L06-07	2	●	●	8	7.4	8	24	125	3.5	15				
	C0807K-STUBR/L06-08	2	●	●	8	7.4	8	28	125	4	18				

STWB

本圖所示為右手刀(R) Right Hand Show

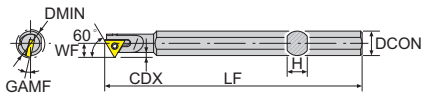

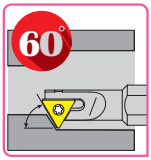

材質 Shank	圖解 Fig
S	

內徑加工車刀
Boring Bar

材質 Shank	產品型號 Model No	在庫 Stock R	在庫 Stock L	最小加工徑 DMIN	最大加工溝槽深度 CDX	刀桿高度 H	柄部直徑 DCON	標準全長 LF	工作寬度 WF	徑向前角 GAMF	刀片 Insert	螺絲 Screw	旗型板手 Wrench	價格 Price
				寸法 Dimension(mm)										
S	S0806K-STWBR/L06-09	●	●	9	1.5	7	8	125	4.6	13	TB□□ 0601□□	CS20	T-6	
	S1207H-STWBR/L06-10	●	●	10	1.5	11	12	100	5.2	15				

- ●刀柄材質詳解請參閱H4
- ●Shank Type detailed description Page-H4
- ●套筒需另購→參考M04-M09頁
- ●Sleeve refer Page-M04-M09

- ●A：鋼柄中心出水式 Steel Shank With Oil Hole
- ●C：鎢鋼刀柄 Carbide Shank
- ●S：一般鋼刀柄 Steel Shank
- ●H：模具鋼刀柄 Alloy Tool Steel
- ●H-O：模具鋼刀柄中心出水式 Alloy Tool Steel Shank With Oil Hole

SDUC

本圖所示為右手刀(R) Right Hand Show S-Type

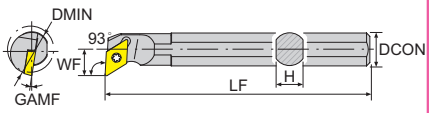

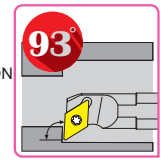

材質 Shank	圖解 Fig
S	
A	
H	

新規格上市 New Specification Arrival

內徑加工車刀
Boring Bar

材質 Shank	產品型號 Model No	在庫 Stock R	在庫 Stock L	最小加工徑 DMIN	刀桿高度 H	柄部直徑 DCON	標準全長 LF	工作寬度 WF	徑向前角 GAMF	刀片 Insert	螺絲 Screw	旗型板手 Wrench	價格 Price
				寸法 Dimension(mm)									
S	S10K-SDUCR/L07	●	●	15	9	10	125	8	9	DC□□ 0702□□	CS25	T-8	
	S12M-SDUCR/L07	●	●	17	11	12	150	9	8				
	S16Q-SDUCR/L07	●	●	22	15	16	180	11	5				
	S16Q-SDUCR/L11	●	●	22	15	16	180	11	6	DC□□ 11T3□□	CS35	T-15	
	S20R-SDUCR/L11	●	●	25	18	20	200	13	6				
	S25R-SDUCR/L11	●	●	32	23	25	200	17	6				
	S32S-SDUCR/L11	●	●	38	30	32	250	20	6				
	S40T-SDUCR/L11	●	●	45	37	40	300	24	2				
	S50U-SDUCR/L11	●	●	58	47	50	350	30	6				
A	A10K-SDUCR/L07	●	●	15	9	10	125	8	9	DC□□ 0702□□	CS25	T-8	
	A12M-SDUCR/L07	●	●	17	11	12	150	9	8				
	A16Q-SDUCR/L07	●	●	22	15	16	180	11	5				
	A16Q-SDUCR/L11	●	●	22	15	16	180	11	6	DC□□ 11T3□□	CS35	T-15	
	A20R-SDUCR/L11	●	●	25	18	20	200	13	6				
	A25R-SDUCR/L11	●	●	32	23	25	200	17	6				

※ 請接下頁。 ※ Continued on next page.

●刀柄材質詳解請參閱H4
●Shank Type detailed description Page-H4
●套筒需另購→參考M04-M09頁
●Sleeve refer Page-M04-M09

●A：鋼柄中心出水式 Steel Shank With Oil Hole
●C：鎢鋼刀柄 Carbide Shank ●S：一般鋼刀柄 Steel Shank
●H：模具鋼刀柄 Alloy Tool Steel
●H-O：模具鋼刀柄中心出水式 Alloy Tool Steel Shank With Oil Hole

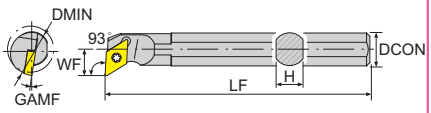

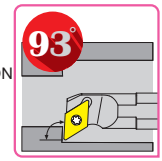

材質 Shank	圖解 Fig
H	
H-O	
C	

內徑加工車刀
Boring Bar

材質 Shank	產品型號 Model No	在庫 Stock R	在庫 Stock L	最小加工徑 DMIN	刀桿高度 H	柄部直徑 DCON	標準全長 LF	工作寬度 WF	徑向前角 GAMF	刀片 Insert	螺絲 Screw	旗型板手 Wrench	價格 Price
				寸法 Dimension(mm)									
H	H10K-SDUCR/L07	●	●	15	9	10	125	8	9	DC□□ 0702□□	CS25	T-8	
	H12M-SDUCR/L07	●	●	17	11	12	150	9	8				
	H16Q-SDUCR/L07	●	●	22	15	16	180	11	5				
	H16Q-SDUCR/L11	●	●	22	15	16	180	11	6	DC□□ 11T3□□	CS35	T-15	
	H20R-SDUCR/L11	●	●	25	18	20	200	13	6	DC□□ 11T3□□	CS35	T-15	
	H25R-SDUCR/L11	●	●	32	23	25	200	17	6				
	H32S-SDUCR/L11	●	●	38	30	32	250	20	6				
	H40T-SDUCR/L11	●	●	45	37	40	300	24	2				
H-O	H10K-SDUCR/L07-O	●	●	14	9	10	125	8	9	DC□□ 0702□□	CS25	T-8	
	H12M-SDUCR/L07-O	●		16	11	12	150	9	8				
	H16Q-SDUCR/L07-O	●		22	15	16	180	11	5				
	H16Q-SDUCR/L11-O	●		22	15	16	180	11	6	DC□□ 11T3□□	CS35	T-15	
	H20R-SDUCR/L11-O	●		24	18	20	200	13	6				
	H25R-SDUCR/L11-O	●		31	23	25	200	17	6				
	H32S-SDUCR/L11-O	●		38	30	32	250	20	6				

※ 請接下頁。 ※ Continued on next page.

●刀柄材質詳解請參閱H4
●Shank Type detailed description Page-H4
●套筒需另購→參考M04-M09頁
●Sleeve refer Page-M04-M09

●A：鋼柄中心出水式 Steel Shank With Oil Hole
●C：鎢鋼刀柄 Carbide Shank
●S：一般鋼刀柄 Steel Shank
●H：模具鋼刀柄 Alloy Tool Steel
●H-O：模具鋼刀柄中心出水式 Alloy Tool Steel Shank With Oil Hole

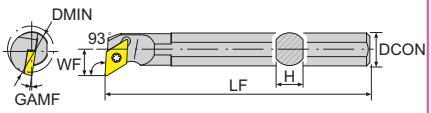

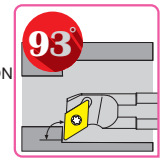

材質 Shank	圖解 Fig
C	

內徑加工車刀
Boring Bar

材質 Shank	產品型號 Model No	在庫 Stock R	在庫 Stock L	最小加工徑 DMIN	刀桿高度 H	柄部直徑 DCON	標準全長 LF	工作寬度 WF	徑向前角 GAMF	刀片 Insert	螺絲 Screw	旗型板手 Wrench	價格 Price
		寸法 Dimension(mm)											
C	C10M-SDUCR/L07	●	●	14	9.4	10	150	8	9	DC□□ 0702□□	CS25	T-8	
	C12Q-SDUCR/L07	●	●	16	11.4	12	180	9	8				
NEW	C12S-SDUCR/L07	●		16	11.4	12	250	9	8				
NEW	C16R-SDUCR/L07	●	●	22	15	16	200	11	5				
	C16R-SDUCR/L11	●	●	22	15	16	200	11	6	DC□□ 11T3□□	CS35	T-15	
	C20S-SDUCR/L11	●	●	24	19	20	250	13	6				
	C25T-SDUCR/L11	●	●	31	24	25	300	17	6				
	C25S-SDUCR/L11	●	●	31	24	25	250	17	6				

●刀柄材質詳解請參閱H4
●Shank Type detailed description Page-H4
●套筒需另購→參考M04-M09頁
●Sleeve refer Page-M04-M09

●A：鋼柄中心出水式 Steel Shank With Oil Hole
●C：鎢鋼刀柄 Carbide Shank
●S：一般鋼刀柄 Steel Shank
●H：模具鋼刀柄 Alloy Tool Steel
●H-O：模具鋼刀柄中心出水式 Alloy Tool Steel Shank With Oil Hole

SET-SDUC

本圖所示為右手刀(R) Right Hand Show

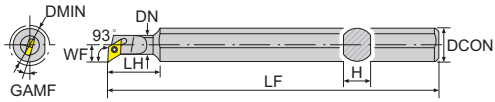

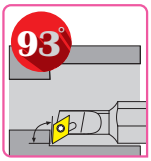

小徑內孔加工車刀
Boring Bar With Coolant SET

材質 Shank	產品型號 Model No	在庫 Stock R	在庫 Stock L	最小加工徑 DMIN	刀桿高度 H	柄部直徑 DCON	頸徑 DN	刀頭長度 LH	標準全長 LF	工作寬度 WF	徑向前角 GMAF	刀片 Insert	螺絲 Screw	旗型板手 Wrench	價格 Price
				寸法 Dimension(mm)											
A	A0810J-SDUCR/L07	●	●	12.5	9	10	8	22	110	5	9	DC□□ 0702□□	CS25	T-8	
	A1012K-SDUCR/L07	●	●	15.5	11	12	10	28	125	9	8				
	A1216M-SDUCR/L07	●	●	19.5	15	16	12	36	150	5	5				
	A1016SET-SDUCR/L	●	●	A0810J-SDUCR07＊1 A1012K-SDUCR07＊1				A1216M-SDUCR07＊1 CS25048＊1					CS25＊5 T-8＊1		

SET-SDQC

本圖所示為右手刀(R) Right Hand Show

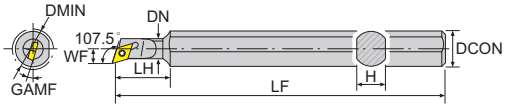

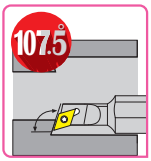

小徑內孔加工車刀
Boring Bar With Coolant SET

材質 Shank	產品型號 Model No	在庫 Stock R	在庫 Stock L	最小加工徑 DMIN	刀桿高度 H	柄部直徑 DCON	頸徑 DN	刀頭長度 LH	標準全長 LF	工作寬度 WF	徑向前角 GMAF	刀片 Insert	螺絲 Screw	旗型板手 Wrench	價格 Price
				寸法 Dimension(mm)											
A	A0810J-SDQCR/L07	●	●	14	9	10	8	22	110	7	8	DC□□ 0702□□	CS25	T-8	
	A1012K-SDQCR/L07	●	●	18	11	12	10	28	125	9	8				
	A1216M-SDQCR/L07	●	●	22	15	16	12	36	150	11	5				
	A1016SET-SDQCR/L	●	●	A0810J-SDQCR07＊1 A1012K-SDQCR07＊1				A1216M-SDQCR07＊1					CS25＊6 T-8＊1		

●刀柄材質詳解請參閱H4
●Shank Type detailed description Page-H4
●套筒需另購→參考M04-M09頁
●Sleeve refer Page-M04-M09

●A：鋼柄中心出水式 Steel Shank With Oil Hole
●C：鎢鋼刀柄 Carbide Shank
●S：一般鋼刀柄 Steel Shank
●H：模具鋼刀柄 Alloy Tool Steel
●H-O：模具鋼刀柄中心出水式 Alloy Tool Steel Shank With Oil Hole

SDQC

本圖所示為右手刀(R) Right Hand Show S-Type

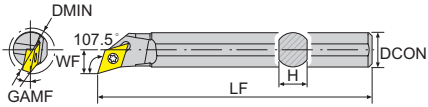

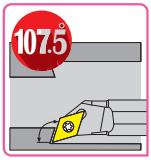

材質 Shank	圖解 Fig
S	
A	
H	

內徑加工車刀
Boring Bar

材質 Shank	產品型號 Model No	在庫 Stock R	在庫 Stock L	最小加工徑 DMIN	刀桿高度 H	柄部直徑 DCON	標準全長 LF	工作寬度 WF	徑向前角 GAMF	刀片 Insert	螺絲 Screw	旗型板手 Wrench	價格 Price
		寸法 Dimension(mm)											
S	S10K-SDQCR/L07	●	●	13	9	10	125	7	9	DC□□ 0702□□	CS25	T-8	
	S12M-SDQCR/L07	●	●	16	11	12	150	9	8				
	S16Q-SDQCR/L07	●	●	20	15	16	180	11	5				
	S16Q-SDQCR/L11	●	●	20	15	16	180	11	6	DC□□ 11T3□□	CS35	T-15	
	S20R-SDQCR/L11	●	●	25	18	20	200	13	6				
	S25R-SDQCR/L11	●	●	32	23	25	200	17	6				
	S32S-SDQCR/L11	●	●	39	30	32	250	20	6				
	S40T-SDQCR/L11	●	●	45	37	40	300	23	2				
A	A10K-SDQCR/L07	●	●	13	9	10	125	7	9	DC□□ 0702□□	CS25	T-8	
	A12M-SDQCR/L07	●	●	16	11	12	150	9	8				
	A16Q-SDQCR/L07	●	●	20	15	16	180	11	5				
	A16Q-SDQCR/L11			20	15	16	180	11	6	DC□□ 11T3□□	CS35	T-15	
H	H10K-SDQCR/L07	●	●	13	9	10	125	7	9	DC□□ 0702□□	CS25	T-8	
	H12M-SDQCR/L07	●	●	16	11	12	150	9	8				
	H16Q-SDQCR/L07	●	●	20	15	16	180	11	5				
	H20R-SDQCR/L11	●	●	25	18	20	200	13	6	DC□□ 11T3□□	CS35	T-15	
	H25R-SDQCR/L11	●	●	32	23	25	200	17	6				
	H32S-SDQCR/L11	●	●	39	30	32	250	20	6				

※ 請接下頁。 ※ Continued on next page.

- ●刀柄材質詳解請參閱H4
- ●Shank Type detailed description Page-H4
- ●套筒需另購→參考M04-M09頁
- ●Sleeve refer Page-M04-M09

- ●A：鋼柄中心出水式 Steel Shank With Oil Hole
- ●C：鎢鋼刀柄 Carbide Shank
- ●S：一般鋼刀柄 Steel Shank
- ●H：模具鋼刀柄 Alloy Tool Steel
- ●H-O：模具鋼刀柄中心出水式 Alloy Tool Steel Shank With Oil Hole

益詮切削刀具

本圖所示為右手刀(R) Right Hand Show

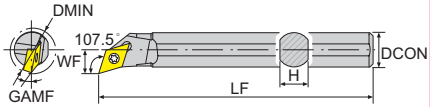

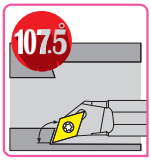

材質 Shank	圖解 Fig
H-O	
C	

材質 Shank	產品型號 Model No	在庫 Stock R	在庫 Stock L	最小加工徑 DMIN	刀桿高度 H	柄部直徑 DCON	標準全長 LF	工作寬度 WF	徑向前角 GAMF	刀片 Insert	螺絲 Screw	旗型板手 Wrench	價格 Price
		寸法 Dimension(mm)											
H-O	H10K-SDQCR/L07-O	●		13	9	10	125	7	9	DC□□ 0702□□	CS25	T-8	
	H12M-SDQCR/L07-O	●		16	11	12	150	9	8				
	H16Q-SDQCR/L07-O	●		20	15	16	180	11	5				
	H16Q-SDQCR/L11-O	●		20	15	16	180	11	6	DC□□ 11T3□□	CS35	T-15	
	H20R-SDQCR/L11-O	●		25	18	20	200	13	6				
	H25R-SDQCR/L11-O	●		32	23	25	200	17	6				
	H32S-SDQCR/L11-O	●		39	30	32	250	20	6				
C	C10M-SDQCR/L07	●	●	13	9.4	10	150	7	9	DC□□ 0702□□	CS25	T-8	
	C12Q-SDQCR/L07	●	●	16	11.4	12	180	9	8				
	C16R-SDQCR/L07	●	●	20	15	16	200	11	5				
	C16R-SDQCR/L11	●	●	20	15	16	200	11	6	DC□□ 11T3□□	CS35	T-15	
	C20S-SDQCR/L11	●	●	25	19	20	250	13	6				
	C25T-SDQCR/L11	●	●	32	24	25	300	17	6				

●刀柄材質詳解請參閱H4
●Shank Type detailed description Page-H4
●套筒需另購→參考M04-M09頁
●Sleeve refer Page-M04-M09

●A：鋼柄中心出水式 Steel Shank With Oil Hole
●C：鎢鋼刀柄 Carbide Shank
●S：一般鋼刀柄 Steel Shank
●H：模具鋼刀柄 Alloy Tool Steel
●H-O：模具鋼刀柄中心出水式 Alloy Tool Steel Shank With Oil Hole

SDJC

本圖所示為右手刀(R) Right Hand Show S-Type

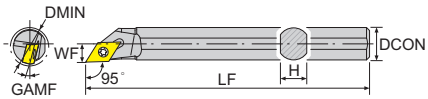

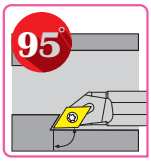

材質 Shank	圖解 Fig
S	
H	
H-O	
C	

內徑加工車刀
Boring Bar

寸法 Dimension(mm)

材質 Shank	產品型號 Model No	在庫 Stock R	在庫 Stock L	最小加工徑 DMIN	刀桿高度 H	柄部直徑 DCON	標準全長 LF	工作寬度 WF	徑向前角 GAMF	刀片 Insert	螺絲 Screw	旗型板手 Wrench	價格 Price
S	S08K-SDJCR/L07	●	●	10	7	8	125	5	13	DC□□ 0702□□	CS25048	T-8	
	S10K-SDJCR/L07	●	●	12	9	10	125	6	13	DC□□ 0702□□	CS25	T-8	
	S12M-SDJCR/L07	●	●	14	11	12	150	7	12				
	S16Q-SDJCR/L07	●	●	19	15	16	180	9	12				
	S16Q-SDJCR/L11	●	●	19	15	16	180	9	12	DC□□ 11T3□□	CS35	T-15	
	S20R-SDJCR/L11	●	●	24	18	20	200	10.5	10				
	S25R-SDJCR/L11	●	●	30	23	25	200	13.5	8				
H	H08K-SDJCR/L07	●	●	10	7	8	125	5	13	DC□□ 0702□□	CS25048	T-8	
	H10K-SDJCR/L07	●	●	12	9	10	125	6	13	DC□□ 0702□□	CS25	T-8	
	H12M-SDJCR/L07	●	●	14	11	12	150	7	12				
	H16Q-SDJCR/L07	●	●	19	15	16	180	9	12				
	H16Q-SDJCR/L11	●	●	19	15	16	180	9	12	DC□□ 11T3□□	CS35	T-15	
	H20R-SDJCR/L11	●	●	24	18	20	200	10.5	10				
	H25R-SDJCR/L11	●	●	30	23	25	200	13.5	8				
H-O	H16Q-SDJCR/L07-O	●		19	15	16	180	9	12	DC□□ 0702□□	CS25	T-8	
	H16Q-SDJCR/L11-O	●		19	15	16	180	9	12	DC□□ 11T3□□	CS35	T-15	
C	C08K-SDJCR/L07	●		10	7.4	8	125	5	13	DC□□ 0702□□	CS25048	T-8	
	C16R-SDJCR/L07	●	●	19	15	16	180	9	12				

●刀柄材質詳解請參閱H4
●Shank Type detailed description Page-H4
●套筒需另購→參考M04-M09頁
●Sleeve refer Page-M04-M09

●A：鋼柄中心出水式 Steel Shank With Oil Hole
●C：鎢鋼刀柄 Carbide Shank
●S：一般鋼刀柄 Steel Shank
●H：模具鋼刀柄 Alloy Tool Steel
●H-O：模具鋼刀柄中心出水式 Alloy Tool Steel Shank With Oil Hole

益詮切削刀具

SDZC

本圖所示為右手刀(R) Right Hand Show

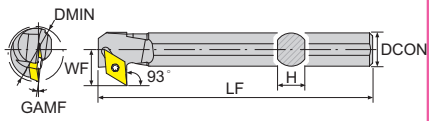

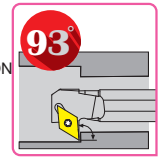

材質 Shank	圖解 Fig
S	

內徑加工車刀
Boring Bar

材質 Shank	產品型號 Model No	在庫 Stock R	在庫 Stock L	最小加工徑 DMIN	刀桿高度 H	柄部直徑 DCON	標準全長 LF	工作寬度 WF	徑向前角 GAMF	刀片 Insert	螺絲 Screw	旗型板手 Wrench	價格 Price
		寸法 Dimension(mm)											
S	S10K-SDZCR/L07	●	●	15	9	10	125	8.5	9	DC□□ 0702□□	CS25	T-8	
	S12M-SDZCR/L07	●	●	18	11	12	150	10.5	8				
	S16Q-SDZCR/L07	●	●	24	15	16	180	12.5	6				
	S20R-SDZCR/L11	●	●	28	18	20	200	16.5	8	DC□□ 11T3□□	CS35	T-15	
	S25R-SDZCR/L11	●	●	34	23	25	200	19	6				
	S32S-SDZCR/L11	●	●	40	30	32	250	22.5	4				
	S40T-SDZCR/L11	●	●	48	37	40	300	26.5	4				

SDWC

本圖所示為右手刀(R) Right Hand Show

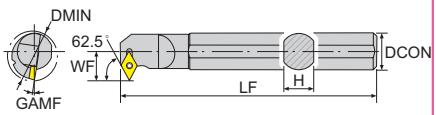

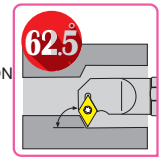

材質 Shank	圖解 Fig
S	

內徑加工車刀
Boring Bar

材質 Shank	產品型號 Model No	在庫 Stock R	在庫 Stock L	最小加工徑 DMIN	刀桿高度 H	柄部直徑 DCON	標準全長 LF	工作寬度 WF	徑向前角 GAMF	刀片 Insert	螺絲 Screw	旗型板手 Wrench	價格 Price
		寸法 Dimension(mm)											
S	S12M-SDWCR/L07	●	●	18	11	12	150	10.5	10	DC□□ 0702□□	CS25	T-8	
	S16Q-SDWCR/L07	●	●	22	15	16	180	12.5	8				
	S20R-SDWCR/L07	●	●	26	18	20	200	14.5	6				
	S20R-SDWCR/L11	●	●	26	18	20	200	14.5	6	DC□□ 11T3□□	CS35	T-15	
	S25R-SDWCR/L11	●	●	31	23	25	200	17	4				
	S32S-SDWCR/L11	●	●	38	30	32	250	20	2				

●刀柄材質詳解請參閱H4
●Shank Type detailed description Page-H4
●套筒需另購→參考M04-M09頁
●Sleeve refer Page-M04-M09

●A：鋼柄中心出水式 Steel Shank With Oil Hole
●C：鎢鋼刀柄 Carbide Shank
●S：一般鋼刀柄 Steel Shank
●H：模具鋼刀柄 Alloy Tool Steel
●H-O：模具鋼刀柄中心出水式 Alloy Tool Steel Shank With Oil Hole

SVJC

本圖所示為右手刀(R) Right Hand Show S-Type

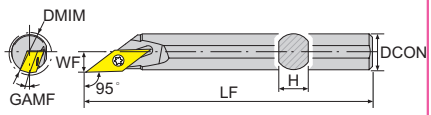

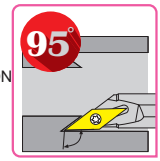

材質 Shank	圖解 Fig
S	
H	
H-O	

內徑加工車刀
Boring Bar

材質 Shank	產品型號 Model No	在庫 Stock R	在庫 Stock L	最小加工徑 DMIN	刀桿高度 H	柄部直徑 DCON	標準全長 LF	工作寬度 WF	徑向前角 GAMF	刀片 Insert	螺絲 Screw	旗型板手 Wrench	價格 Price
				寸法 Dimension(mm)									
S	S10K-SVJCR/L11	●	●	12	9	10	125	6	5	VC□□ 1103□□	CS25	T-8	
	S12M-SVJCR/L11	●	●	14	11	12	150	7	10				
	S16Q-SVJCR/L11	●	●	18	15	16	180	9	10				
	S20R-SVJCR/L11	●	●	22	18	20	200	10.5	10				
	S0.75"R-SVJCR/L11	●	●	22	17	19.05	200	10.5	10				
	S16Q-SVJCR/L16	●	●	18	15	16	180	9	10	VC□□ 1604□□	CS35	T-15	
	S20R-SVJCR/L16	●	●	22	18	20	200	10.5	10				
	S25R-SVJCR/L16	●	●	27	23	25	200	13.5	10				
	S32S-SVJCR/L16	●	●	34	30	32	250	17	10				
	S40T-SVJCR/L16	●	●	45	37	40	300	23.5	10				
H	H10K-SVJCR/L11	●	●	12	9	10	125	6	5	VC□□ 1103□□	CS25	T-8	
	H12M-SVJCR/L11	●	●	14	11	12	150	7	10				
	H16Q-SVJCR/L11	●	●	18	15	16	180	9	10				
	H20R-SVJCR/L11	●	●	22	18	20	200	10.5	10				
	H16Q-SVJCR/L16	●	●	18	15	16	180	9	10	VC□□ 1604□□	CS35	T-15	
	H20R-SVJCR/L16	●	●	22	18	20	200	10.5	10				
	H25R-SVJCR/L16	●	●	27	23	25	200	13.5	10				

※ 請接下頁。 ※ Continued on next page.

本圖所示為右手刀(R) Right Hand Show

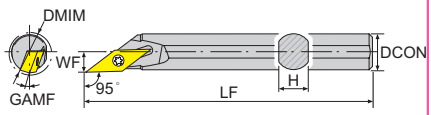

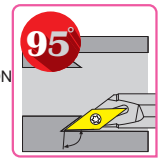

材質 Shank	圖解 Fig
H-O	

內徑加工車刀
Boring Bar

材質 Shank	產品型號 Model No	在庫 Stock R	在庫 Stock L	最小加工徑 DMIN	刀桿高度 H	柄部直徑 DCON	標準全長 LF	工作寬度 WF	徑向前角 GAMF	刀片 Insert	螺絲 Screw	旗型板手 Wrench	價格 Price
		寸法 Dimension(mm)											
H-O	H10K-SVJCR/L11-O	●		12	9	10	125	6	5	VC□□ 1103□□	CS25	T-8	
	H12M-SVJCR/L11-O	●		14	11	12	150	7	10				
	H16Q-SVJCR/L11-O	●		18	15	16	180	9	10				
	H20R-SVJCR/L11-O	●		22	18	20	200	10.5	10				
	H16Q-SVJCR/L16-O	●		18	15	16	180	9	10	VC□□ 1604□□	CS35	T-15	
	H20R-SVJCR/L16-O	●		22	18	20	200	10.5	10				
	H25R-SVJCR/L16-O	●		27	23	25	200	13.5	10				

●刀柄材質詳解請參閱H4
●Shank Type detailed description Page-H4
●套筒需另購→參考M04-M09頁
●Sleeve refer Page-M04-M09

●A：鋼柄中心出水式 Steel Shank With Oil Hole
●C：鎢鋼刀柄 Carbide Shank
●S：一般鋼刀柄 Steel Shank
●H：模具鋼刀柄 Alloy Tool Steel
●H-O：模具鋼刀柄中心出水式 Alloy Tool Steel Shank With Oil Hole

SVUC

本圖所示為右手刀(R) Right Hand Show

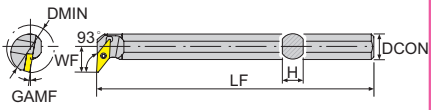

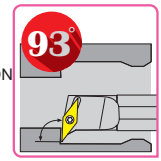

材質 Shank	圖解 Fig
S	
H	

內徑加工車刀
Boring Bar

材質 Shank	產品型號 Model No	在庫 Stock R	在庫 Stock L	最小加工徑 DMIN	刀桿高度 H	柄部直徑 DCON	標準全長 LF	工作寬度 WF	徑向前角 GAMF	刀片 Insert	螺絲 Screw	旗型板手 Wrench	價格 Price
				寸法 Dimension(mm)									
S	S16Q-SVUCR/L11	●	●	22	15	16	180	13	10	VC□□ 1103□□	CS25	T-8	
	S20R-SVUCR/L11	●	●	27	18	20	200	15	10				
	S25R-SVUCR/L11	●	●	31	23	25	200	17	8				
	S20R-SVUCR/L16	●	●	31	18	20	200	20	10	VC□□ 1604□□	CS35	T-15	
	S25R-SVUCR/L16	●	●	35	23	25	200	20	8				
	S32S-SVUCR/L16	●	●	41	30	32	250	22	10				
	S32T-SVUCR/L16	●	●	41	30	32	300	22	10				
	S40T-SVUCR/L16	●	●	51	37	40	300	27	8				
H	H32S-SVUCR/L16	●		41	30	32	250	22	10	VC□□ 1604□□	CS35	T-15	

S-Type **SVUC**

本圖所示為右手刀(R) Right Hand Show

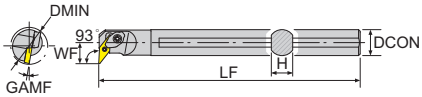

材質 Shank	圖解 Fig
H-O	

壓板式內徑加工車刀
Double Insert Clamp Boring Bar

材質 Shank	產品型號 Model No	在庫 Stock R	在庫 Stock L	最小加工徑 DMIN	刀桿高度 H	柄部直徑 DCON	標準全長 LF	工作寬度 WF	徑向前角 GAMF	刀片 Insert	壓板 Clamp	螺絲 Screw	旋型板手 Wrench	價格 Price
				寸法 Dimension(mm)										
H-O	H16Q-SVUCR/L11HA-O	●		22	15	16	180	13	10	VC□□ 1103□□	CCH3.5	CS25 CS35115	T-8 T-15	
	H20R-SVUCR/L11HA-O	●		26	18	20	200	15	10					
	H25R-SVUCR/L11HA-O	●		30	23	25	200	17	8					
	H20R-SVUCR/L16HB-O	●		31	18	20	200	20	10	VC□□ 1604□□	CCH4.5	CS35 CS45	T-15	
	H25R-SVUCR/L16HB-O			33	23	25	200	20	8					
	H32S-SVUCR/L16HB-O			39	30	32	250	22	10					
	H40T-SVUCR/L16HB-O			48	37	40	300	27	8					

●刀柄材質詳解請參閱H4
●Shank Type detailed description Page-H4
●套筒需另購→參考M04-M09頁
●Sleeve refer Page-M04-M09

●A：鋼柄中心出水式 Steel Shank With Oil Hole
●C：鎢鋼刀柄 Carbide Shank
●S：一般鋼刀柄 Steel Shank
●H：模具鋼刀柄 Alloy Tool Steel
●H-O：模具鋼刀柄中心出水式 Alloy Tool Steel Shank With Oil Hole

SVQC

本圖所示為右手刀(R) Right Hand Show S-Type

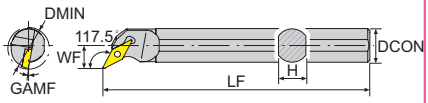

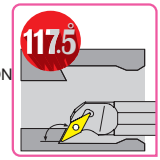

材質 Shank	圖解 Fig
S	
H-O	

內徑加工車刀
Boring Bar

新規格上市 New Specification Arrival

材質 Shank	產品型號 Model No	在庫 Stock R	在庫 Stock L	最小加工徑 DMIN	刀桿高度 H	柄部直徑 DCON	標準全長 LF	工作寬度 WF	徑向前角 GAMF	刀片 Insert	螺絲 Screw	旗型板手 Wrench	價格 Price
				寸法 Dimension(mm)									
S	S16Q-SVQCR/L11	●	●	21	15	16	180	11	10	VC□□ 1103□□	CS25	T-8	
	S20R-SVQCR/L11	●	●	26	18	20	200	13	8				
	S25R-SVQCR/L11	●	●	32	23	25	200	17	7				
	S25R-SVQCR/L16	●	●	32	23	25	200	17	7	VC□□ 1604□□	CS35	T-15	
	S32S-SVQCR/L16	●	●	41	30	32	250	22.5	10				
	S40T-SVQCR/L16	●	●	50	37	40	300	27	8				
	S40W-SVQCR/L16	●	●	50	37	40	450	27	8				
	NEW S50U-SVQCR/L16	●		60	47	50	350	33	4				
H-O	H16Q-SVQCR/L11-O	●		21	15	16	180	11	10	VC□□ 1103□□	CS25	T-8	
	H20R-SVQCR/L11-O	●		26	18	20	200	13	8				
	H25R-SVQCR/L16-O	●		32	23	25	200	17	7	VC□□ 1604□□	CS35	T-15	

●刀柄材質詳解請參閱H4
●Shank Type detailed description Page-H4
●套筒需另購→參考M04-M09頁
●Sleeve refer Page-M04-M09

●A：鋼柄中心出水式 Steel Shank With Oil Hole
●C：鎢鋼刀柄 Carbide Shank
●S：一般鋼刀柄 Steel Shank
●H：模具鋼刀柄 Alloy Tool Steel
●H-O：模具鋼刀柄中心出水式 Alloy Tool Steel Shank With Oil Hole

SVQC

本圖所示為右手刀(R) Right Hand Show

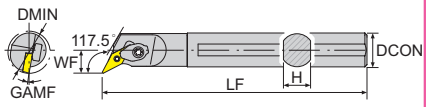

材質 Shank	圖解 Fig
H-O	

壓板式內徑加工車刀
Double Insert Clamp Boring Bar

材質 Shank	產品型號 Model No	在庫 Stock R	在庫 Stock L	最小加工徑 DMIN (寸法 Dimension(mm))	刀桿高度 H	柄部直徑 DCON	標準全長 LF	工作寬度 WF	徑向前角 GAMF	刀片 Insert	壓板 Clamp	螺絲 Screw	旗型板手 Wrench	價格 Price
H-O	H16Q-SVQCR/L11HA-O	●		21	15	16	180	11	10	VC□□ 1103□□	CCH3.5	CS25 CS35115	T-8 T-15	
	H20R-SVQCR/L11HA-O	●		26	18	20	200	13	8					
	H25R-SVQCR/L11HA-O	●		32	23	25	200	17	7					
	H20R-SVQCR/L16HB-O	●		26	18	20	200	13	8	VC□□ 1604□□	CCH4.5	CS35 CS45	T-15	
	H25R-SVQCR/L16HB-O	●		32	23	25	200	17	7					
	H32S-SVQCR/L16HB-O	●		41	30	32	250	22.5	10					
	H40T-SVQCR/L16HB-O	●		50	37	40	300	27	8					

●HA：使用CCH3.5壓板
●HB：使用CCH4.5壓板

FSVJC

本圖所示為右手刀(R) Right Hand Show

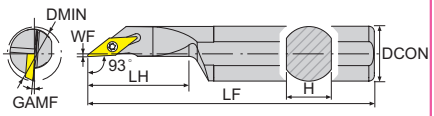

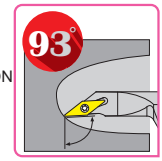

材質 Shank	圖解 Fig
S	

內徑加工車刀
Boring Bar

材質 Shank	產品型號 Model No	在庫 Stock R	在庫 Stock L	最小加工徑 DMIN (寸法 Dimension(mm))	刀桿高度 H	柄部直徑 DCON	刀頭長度 LH	標準全長 LF	工作寬度 WF	徑向前角 GMAF	刀片 Insert	螺絲 Screw	旗型板手 Wrench	價格 Price
S	S16K-FSVJCR/L11	●	●	20	15	16	36	125	2	13	VC□□ 1103□□	CS25	T-8	
	S20M-FSVJCR/L11	●	●	25	18	20	37.5	150	2	13				
	S25M-FSVJCR/L11	●	●	30	23	25	45	150	3.5	13				

●刀柄材質詳解請參閱H4
●Shank Type detailed description Page-H4
●套筒需另購→參考M04-M09頁
●Sleeve refer Page-M04-M09

●A：鋼柄中心出水式 Steel Shank With Oil Hole
●C：鎢鋼刀柄 Carbide Shank
●S：一般鋼刀柄 Steel Shank
●H：模具鋼刀柄 Alloy Tool Steel
●H-O：模具鋼刀柄中心出水式 Alloy Tool Steel Shank With Oil Hole

SVWC

本圖所示為右手刀(R) Right Hand Show

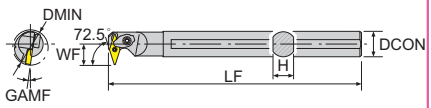

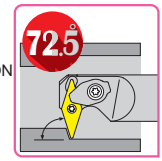

材質 Shank	圖解 Fig
H-O	

壓板式內徑加工車刀
Double Insert Clamp Boring Bar

材質 Shank	產品型號 Model No	在庫 Stock R	在庫 Stock L	最小加工徑 DMIN (寸法 Dimension(mm))	刀桿高度 H	柄部直徑 DCON	標準全長 LF	工作寬度 WF	徑向前角 GAMF	刀片 Insert	壓板 Clamp	螺絲 Screw	旗型板手 Wrench	價格 Price
H-O	H16Q-SVWCR/L11HA-O	●		22	15	16	180	13	8	VC□□ 1103□□	CCH3.5	CS25 CS35115	T-8 T-15	
	H20R-SVWCR/L11HA-O	●		27	18	20	200	16	6					
	H25R-SVWCR/L16HB-O	●		34	23	25	200	20.5	4	VC□□ 1604□□	CCH4.5	CS35 CS45	T-15	
	H32S-SVWCR/L16HB-O			42	30	32	250	25.5	2					

●HA：使用CCH3.5壓板
●HB：使用CCH4.5壓板

SVVCN

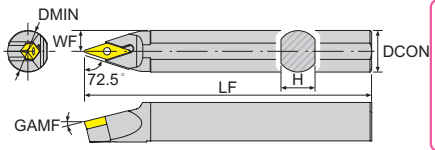

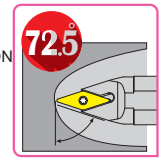

材質 Shank	圖解 Fig
S	

內徑加工車刀
Boring Bar

材質 Shank	產品型號 Model No	在庫 Stock	最小加工徑 DMIN (寸法 Dimension(mm))	刀桿高度 H	柄部直徑 DCON	標準全長 LF	工作寬度 WF	徑向前角 GAMF	刀片 Insert	螺絲 Screw	旗型板手 Wrench	價格 Price
S	S25R-SVVCN16	●	26	23	25	200	12.5	14	VC□□ 1604□□	CS35	T-15	
	S32S-SVVCN16	●	33	30	32	250	16	14				
	S40T-SVVCN16	●	42	37	40	300	20	14				

●刀柄材質詳解請參閱H4
●Shank Type detailed description Page-H4
●套筒需另購→參考M04-M09頁
●Sleeve refer Page-M04-M09

●A：鋼柄中心出水式 Steel Shank With Oil Hole
●C：鎢鋼刀柄 Carbide Shank
●S：一般鋼刀柄 Steel Shank
●H：模具鋼刀柄 Alloy Tool Steel
●H-O：模具鋼刀柄中心出水式 Alloy Tool Steel Shank With Oil Hole

SVZC

本圖所示為右手刀(R) Right Hand Show

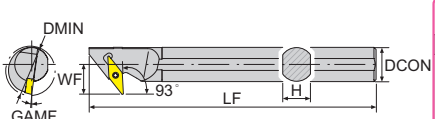

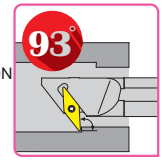

材質 Shank	圖解 Fig
S	

內徑加工車刀
Boring Bar

材質 Shank	產品型號 Model No	在庫 Stock R	在庫 Stock L	最小加工徑 DMIN	刀桿高度 H	柄部直徑 DCON	標準全長 LF	工作寬度 WF	徑向前角 GAMF	刀片 Insert	螺絲 Screw	旗型板手 Wrench	價格 Price
		寸法 Dimension(mm)											
S	S16Q-SVZCR/L11	●	●	22	15	16	180	14	8	VC□□ 1103□□	CS25	T-8	
	S20R-SVZCR/L11	●	●	27	18	20	200	16	6				
	S25R-SVZCR/L11			34	23	25	200	20.5	6				
	S25R-SVZCR/L16	●	●	34	23	25	200	20.5	6	VC□□ 1604□□	CS35	T-15	
	S32S-SVZCR/L16	●	●	42	30	32	250	24	8				
	S40T-SVZCR/L16	●	●	50	37	40	300	28	6				
	S50U-SVZCR/L16	●	●	60	47	50	350	33	4				

●刀柄材質詳解請參閱H4
●Shank Type detailed description Page-H4
●套筒需另購→參考M04-M09頁
●Sleeve refer Page-M04-M09

●A：鋼柄中心出水式 Steel Shank With Oil Hole
●C：鎢鋼刀柄 Carbide Shank
●S：一般鋼刀柄 Steel Shank
●H：模具鋼刀柄 Alloy Tool Steel
●H-O：模具鋼刀柄中心出水式 Alloy Tool Steel Shank With Oil Hole

SVJB

本圖所示為右手刀(R) Right Hand Show S-Type

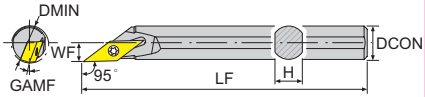

材質 Shank	圖解 Fig
S	
H	

內徑加工車刀
Boring Bar

材質 Shank	產品型號 Model No	在庫 Stock R	在庫 Stock L	最小加工徑 DMIN	刀桿高度 H	柄部直徑 DCON	標準全長 LF	工作寬度 WF	徑向前角 GAMF	刀片 Insert	螺絲 Screw	旗型板手 Wrench	價格 Price
				寸法 Dimension(mm)									
S	S10K-SVJBR/L11	●	●	12	9	10	125	6	5	VB□□ 1103□□	CS25	T-8	
	S12M-SVJBR/L11	●	●	14	11	12	150	7	10				
	S16Q-SVJBR/L11	●	●	18	15	16	180	9	10				
	S20R-SVJBR/L11	●	●	22	18	20	200	10.5	10				
	S16Q-SVJBR/L16	●	●	18	15	16	180	9	10	VB□□ 1604□□	CS35	T-15	
	S20R-SVJBR/L16	●	●	22	18	20	200	10.5	10				
	S25R-SVJBR/L16	●	●	27	23	25	200	13.5	10				
	S32S-SVJBR/L16	●	●	34	30	32	250	17	10				
	S40T-SVJBR/L16	●	●	45	37	40	300	23.5	10				
H	H10K-SVJBR/L11	●	●	12	9	10	125	6	5	VB□□ 1103□□	CS25	T-8	
	H12M-SVJBR/L11	●	●	14	11	12	150	7	10				
	H16Q-SVJBR/L11	●	●	18	15	16	180	9	10				
	H20R-SVJBR/L11	●	●	22	18	20	200	10.5	10				
	H16Q-SVJBR/L16	●	●	18	15	16	180	9	10	VB□□ 1604□□	CS35	T-15	
	H20R-SVJBR/L16	●	●	22	18	20	200	10.5	10				
	H25R-SVJBR/L16	●	●	27	23	25	200	13.5	10				

※ 請接下頁。 ※ Continued on next page.

●刀柄材質詳解請參閱H4
●Shank Type detailed description Page-H4
●套筒需另購→參考M04-M09頁
●Sleeve refer Page-M04-M09

●A：鋼柄中心出水式 Steel Shank With Oil Hole
●C：鎢鋼刀柄 Carbide Shank
●S：一般鋼刀柄 Steel Shank
●H：模具鋼刀柄 Alloy Tool Steel
●H-O：模具鋼刀柄中心出水式 Alloy Tool Steel Shank With Oil Hole

本圖所示為右手刀(R) Right Hand Show

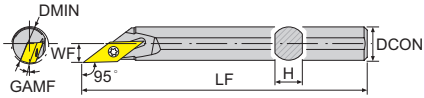

材質 Shank	圖解 Fig
H-O	

內徑加工車刀
Boring Bar

材質 Shank	產品型號 Model No	在庫 Stock R	在庫 Stock L	最小加工徑 DMIN	刀桿高度 H	柄部直徑 DCON	標準全長 LF	工作寬度 WF	徑向前角 GAMF	刀片 Insert	螺絲 Screw	旗型板手 Wrench	價格 Price
		寸法 Dimension(mm)											
H-O	H10K-SVJBR/L11-O	●		12	9	10	125	6	5	VB□□ 1103□□	CS25	T-8	
	H12M-SVJBR/L11-O	●		14	11	12	150	7	10				
	H16Q-SVJBR/L11-O	●		18	15	16	180	9	10				
	H20R-SVJBR/L11-O	●		22	18	20	200	10.5	10				
	H16Q-SVJBR/L16-O	●		18	15	16	180	9	10	VB□□ 1604□□	CS35	T-15	
	H20R-SVJBR/L16-O	●		22	18	20	200	10.5	10				
	H25R-SVJBR/L16-O	●		27	23	25	200	13.5	8				

●刀柄材質詳解請參閱H4
●Shank Type detailed description Page-H4
●套筒需另購→參考M04-M09頁
●Sleeve refer Page-M04-M09

●A：鋼柄中心出水式 Steel Shank With Oil Hole
●C：鎢鋼刀柄 Carbide Shank
●S：一般鋼刀柄 Steel Shank
●H：模具鋼刀柄 Alloy Tool Steel
●H-O：模具鋼刀柄中心出水式 Alloy Tool Steel Shank With Oil Hole

SVUB

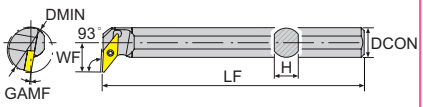

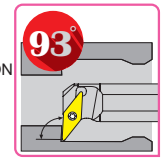

材質 Shank	圖解 Fig
S	
H	

內徑加工車刀
Boring Bar

材質 Shank	產品型號 Model No	在庫 Stock R	在庫 Stock L	最小加工徑 DMIN	刀桿高度 H	柄部直徑 DCON	標準全長 LF	工作寬度 WF	徑向前角 GAMF	刀片 Insert	螺絲 Screw	旗型板手 Wrench	價格 Price
		寸法 Dimension(mm)											
S	S16Q-SVUBR/L11	●	●	22	15	16	180	13	10	VB□□ 1103□□	CS25	T-8	
	S20R-SVUBR/L11	●	●	27	18	20	200	15	10				
	S25R-SVUBR/L11	●	●	31	23	25	200	17	8				
	S20R-SVUBR/L16	●	●	31	18	20	200	20	10	VB□□ 1604□□	CS35	T-15	
	S25R-SVUBR/L16	●	●	35	23	25	200	20	8				
	S32S-SVUBR/L16	●	●	41	30	32	250	22	10				
	S40T-SVUBR/L16	●	●	51	37	40	300	27	8				
H	H32S-SVUBR/L16	●		39	30	32	250	22	10	VB□□ 1604□□	CS35	T-15	

●刀柄材質詳解請參閱H4
●Shank Type detailed description Page-H4
●套筒需另購→參考M04-M09頁
●Sleeve refer Page-M04-M09

●A：鋼柄中心出水式 Steel Shank With Oil Hole
●C：鎢鋼刀柄 Carbide Shank
●S：一般鋼刀柄 Steel Shank
●H：模具鋼刀柄 Alloy Tool Steel
●H-O：模具鋼刀柄中心出水式 Alloy Tool Steel Shank With Oil Hole

S-Type **SVUB**

本圖所示為右手刀(R) Right Hand Show

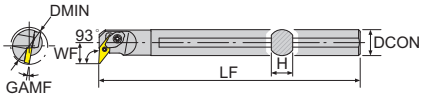

材質 Shank	圖解 Fig
H-O	

壓板式內徑加工車刀
Double Insert Clamp Boring Bar

材質 Shank	產品型號 Model No	在庫 Stock R	在庫 Stock L	最小加工徑 DMIN	刀桿高度 H	柄部直徑 DCON	標準全長 LF	工作寬度 WF	徑向前角 GAMF	刀片 Insert	壓板 Clamp	螺絲 Screw	旋型板手 Wrench	價格 Price
		寸法 Dimension(mm)												
H-O	H16Q-SVUBR/L11HA-O	●		22	15	16	180	13	10	VB□□ 1103□□	CCH3.5	CS25 CS35115	T-8 T-15	
	H20R-SVUBR/L11HA-O			26	18	20	200	15	10					
	H25R-SVUBR/L11HA-O			30	23	25	200	17	8					
	H20R-SVUBR/L16HB-O	●		31	18	20	200	20	10	VB□□ 1604□□	CCH4.5	CS35 CS45	T-15	
	H25R-SVUBR/L16HB-O			33	23	25	200	20	8					
	H32S-SVUBR/L16HB-O			39	30	32	250	22	10					
	H40T-SVUBR/L16HB-O			48	37	40	300	27	8					

●刀柄材質詳解請參閱H4
●Shank Type detailed description Page-H4
●套筒需另購→參考M04-M09頁
●Sleeve refer Page-M04-M09

●A：鋼柄中心出水式 Steel Shank With Oil Hole
●C：鎢鋼刀柄 Carbide Shank
●S：一般鋼刀柄 Steel Shank
●H：模具鋼刀柄 Alloy Tool Steel
●H-O：模具鋼刀柄中心出水式 Alloy Tool Steel Shank With Oil Hole

SVQB

本圖所示為右手刀(R) Right Hand Show S-Type

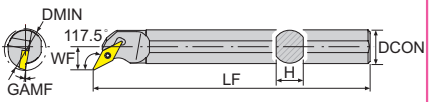

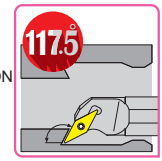

材質 Shank	圖解 Fig
S	
H-O	

內徑加工車刀
Boring Bar

材質 Shank	產品型號 Model No	在庫 Stock R	在庫 Stock L	最小加工徑 DMIN	刀桿高度 H	柄部直徑 DCON	標準全長 LF	工作寬度 WF	徑向前角 GAMF	刀片 Insert	螺絲 Screw	旗型板手 Wrench	價格 Price
		寸法 Dimension(mm)											
S	S16Q-SVQBR/L11	●	●	21	15	16	180	11	8	VB□□ 1103□□	CS25	T-8	
	S20R-SVQBR/L11	●	●	26	18	20	200	13	8				
	S25R-SVQBR/L11	●	●	32	23	25	200	17	7				
	S25R-SVQBR/L16	●	●	32	23	25	200	17	7	VB□□ 1604□□	CS35	T-15	
	S32S-SVQBR/L16	●	●	41	30	32	250	22.5	10				
	S40T-SVQBR/L16	●	●	50	37	40	300	27	8				
H-O	H16Q-SVQBR/L11-O	●		21	15	16	180	11	8	VB□□ 1103□□	CS25	T-8	
	H20R-SVQBR/L11-O	●		26	18	20	200	13	8				
	H25R-SVQBR/L16-O	●		32	23	25	200	17	7	VB□□ 1604□□	CS35	T-15	

●刀柄材質詳解請參閱H4
●Shank Type detailed description Page-H4
●套筒需另購→參考M04-M09頁
●Sleeve refer Page-M04-M09

●A：鋼柄中心出水式 Steel Shank With Oil Hole
●C：鎢鋼刀柄 Carbide Shank
●S：一般鋼刀柄 Steel Shank
●H：模具鋼刀柄 Alloy Tool Steel
●H-O：模具鋼刀柄中心出水式 Alloy Tool Steel Shank With Oil Hole

SVQB

本圖所示為右手刀(R) Right Hand Show

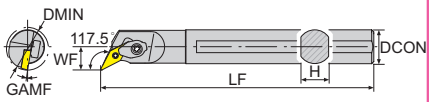

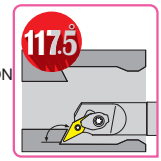

材質 Shank	圖解 Fig
H-O	

壓板式內徑加工車刀
Double Insert Clamp Boring Bar

材質 Shank	產品型號 Model No	在庫 Stock R	在庫 Stock L	最小加工徑 DMIN	刀桿高度 H	柄部直徑 DCON	標準全長 LF	工作寬度 WF	徑向前角 GAMF	刀片 Insert	壓板 Clamp	螺絲 Screw	旗型板手 Wrench	價格 Price
		寸法 Dimension(mm)												
H-O	H16Q-SVQBR/L11HA-O	●		21	15	16	180	11	10	VB□□ 1103□□	CCH3.5	CS25 CS35115	T-8 T-15	
	H20R-SVQBR/L11HA-O	●		26	18	20	200	13	8					
	H25R-SVQBR/L11HA-O	●		32	23	25	200	17	7					
	H20R-SVQBR/L-16HB-O	●		26	18	20	200	13	8	VB□□ 1604□□	CCH4.5	CS35 CS45	T-15	
	H25R-SVQBR/L16HB-O	●		32	23	25	200	17	7					
	H32S-SVQBR/L16HB-O	●	●	41	30	32	250	22.5	10					
	H40T-SVQBR/L16HB-O	●	●	50	37	40	300	27	8					

●HA：使用CCH3.5壓板
●HB：使用CCH4.5壓板

FSVJB

本圖所示為右手刀(R) Right Hand Show

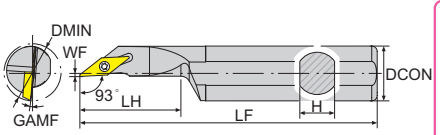

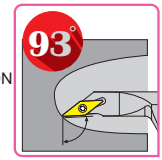

材質 Shank	圖解 Fig
S	

內徑加工車刀
Boring Bar

材質 Shank	產品型號 Model No	在庫 Stock R	在庫 Stock L	最小加工徑 DMIN	刀桿高度 H	柄部直徑 DCON	刀頭長度 LH	標準全長 LF	工作寬度 WF	徑向前角 GMAF	刀片 Insert	螺絲 Screw	旗型板手 Wrench	價格 Price
		寸法 Dimension(mm)												
S	S16K-FSVJBR/L11	●	●	20	15	16	36	125	2	12	VB□□ 1103□□	CS25	T-8	
	S20M-FSVJBR/L11	●	●	25	18	20	37.5	150	2	13				
	S25M-FSVJBR/L11	●	●	30	23	25	45	150	3.5	13				

●刀柄材質詳解請參閱H4
●Shank Type detailed description Page-H4
●套筒需另購→參考M04-M09頁
●Sleeve refer Page-M04-M09

●A：鋼柄中心出水式 Steel Shank With Oil Hole
●C：鎢鋼刀柄 Carbide Shank
●S：一般鋼刀柄 Steel Shank
●H：模具鋼刀柄 Alloy Tool Steel
●H-O：模具鋼刀柄中心出水式 Alloy Tool Steel Shank With Oil Hole

SVWB

本圖所示為右手刀(R) Right Hand Show S-Type

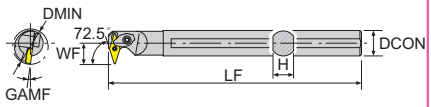

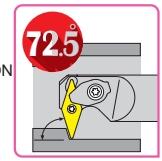

材質 Shank	圖解 Fig
H-O	

壓板式內徑加工車刀
Double Insert Clamp Boring Bar

材質 Shank	產品型號 Model No	在庫 Stock R	在庫 Stock L	最小加工徑 DMIN (寸法 Dimension(mm))	刀桿高度 H	柄部直徑 DCON	標準全長 LF	工作寬度 WF	徑向前角 GAMF	刀片 Insert	壓板 Clamp	螺絲 Screw	旗型板手 Wrench	價格 Price
H-O	H16Q-SVWBR/L11HA-O	●		22	15	16	180	13	8	VB□□ 1103□□	CCH3.5	CS25 CS35115	T-8 T-15	
	H20R-SVWBR/L11HA-O			27	18	20	200	16	6					
	H25R-SVWBR/L16HB-O	●		34	23	25	200	20.5	4	VB□□ 1604□□	CCH4.5	CS35 CS45	T-15	
	H32S-SVWBR/L16HB-O			42	30	32	250	25.5	2					

●HA：使用CCH3.5壓板
●HB：使用CCH4.5壓板

SVVB

本圖所示為右手刀(R) Right Hand Show

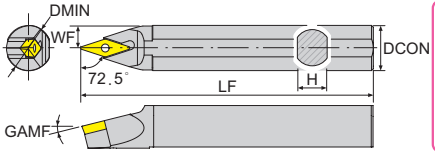

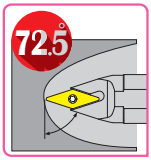

材質 Shank	圖解 Fig
S	

內徑加工車刀
Boring Bar

材質 Shank	產品型號 Model No	在庫 Stock	最小加工徑 DMIN (寸法 Dimension(mm))	刀桿高度 H	柄部直徑 DCON	標準全長 LF	工作寬度 WF	徑向前角 GAMF	刀片 Insert	螺絲 Screw	旗型板手 Wrench	價格 Price
S	S32S-SVVBN16	●	33	30	32	250	16	14	VB□□ 1604□□	CS35	T-15	
	S40T-SVVBN16	●	42	37	40	300	20	14				

●刀柄材質詳解請參閱H4
●Shank Type detailed description Page-H4
●套筒需另購→參考M04-M09頁
●Sleeve refer Page-M04-M09

●A：鋼柄中心出水式 Steel Shank With Oil Hole
●C：鎢鋼刀柄 Carbide Shank
●S：一般鋼刀柄 Steel Shank
●H：模具鋼刀柄 Alloy Tool Steel
●H-O：模具鋼刀柄中心出水式 Alloy Tool Steel Shank With Oil Hole

S-Type **SVZB**

本圖所示為右手刀(R) Right Hand Show

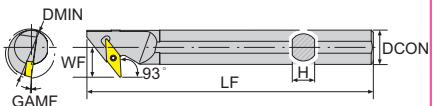

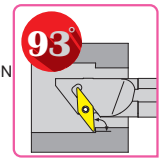

材質 Shank	圖解 Fig
S	

內徑加工車刀
Boring Bar

材質 Shank	產品型號 Model No	在庫 Stock R	在庫 Stock L	最小加工徑 DMIN	刀桿高度 H	柄部直徑 DCON	標準全長 LF	工作寬度 WF	徑向前角 GAMF	刀片 Insert	螺絲 Screw	旗型板手 Wrench	價格 Price
				寸法 Dimension(mm)									
S	S16Q-SVZBR/L11	●	●	23	15	16	180	14	10	VB□□ 1103□□	CS25	T-8	
	S20R-SVZBR/L11	●	●	27	18	20	200	16	8				
	S25R-SVZBR/L16	●	●	34	23	25	200	20.5	8	VB□□ 1604□□	CS35	T-15	
	S32S-SVZBR/L16	●	●	41	30	32	250	24	10				
	S40T-SVZBR/L16			49	37	40	300	28	8				
	S50U-SVZBR/L16	●	●	59	47	50	350	33	6				

●刀柄材質詳解請參閱H4
●Shank Type detailed description Page-H4
●套筒需另購→參考M04-M09頁
●Sleeve refer Page-M04-M09

●A：鋼柄中心出水式 Steel Shank With Oil Hole
●C：鎢鋼刀柄 Carbide Shank
●S：一般鋼刀柄 Steel Shank
●H：模具鋼刀柄 Alloy Tool Steel
●H-O：模具鋼刀柄中心出水式 Alloy Tool Steel Shank With Oil Hole

SSSD

本圖所示為右手刀(R) Right Hand Show

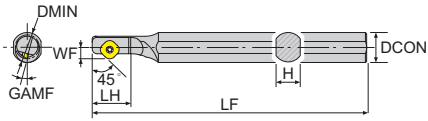

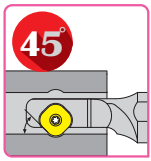

材質 Shank	圖解 Fig
S	

內徑加工車刀
Boring Bar

材質 Shank	產品型號 Model No	在庫 Stock R	在庫 Stock L	最小加工徑 DMIN	刀桿高度 H	刀頭長度 LH	柄部直徑 DCON	標準全長 LF	工作寬度 WF	徑向前角 GAMF	刀片 Insert	螺絲 Screw	旗型板手 Wrench	價格 Price
				寸法 Dimension(mm)										
S	S12K-SSSDR/L07	●		10	11	15.5	12	125	4.5	15	SD□□ 070225	CS25	T-8	

SSSP

本圖所示為右手刀(R) Right Hand Show

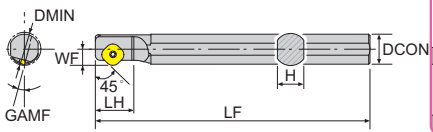

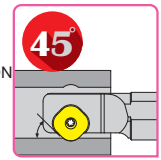

材質 Shank	圖解 Fig
S	

內徑加工車刀
Boring Bar

材質 Shank	產品型號 Model No	在庫 Stock R	在庫 Stock L	最小加工徑 DMIN	刀桿高度 H	刀頭長度 LH	柄部直徑 DCON	標準全長 LF	工作寬度 WF	徑向前角 GAMF	刀片 Insert	螺絲 Screw	旗型板手 Wrench	價格 Price
				寸法 Dimension(mm)										
S	S12K-SSSPR/L08	●		13	11	15.4	12	125	6.45	15	SP□□ 080230	CS25	T-8	

●刀柄材質詳解請參閱H4
●Shank Type detailed description Page-H4
●套筒需另購→參考M04-M09頁
●Sleeve refer Page-M04-M09

●A：鋼柄中心出水式 Steel Shank With Oil Hole
●C：鎢鋼刀柄 Carbide Shank
●S：一般鋼刀柄 Steel Shank
●H：模具鋼刀柄 Alloy Tool Steel
●H-O：模具鋼刀柄中心出水式 Alloy Tool Steel Shank With Oil Hole

S-Type

SSSC

本圖所示為右手刀(R) Right Hand Show

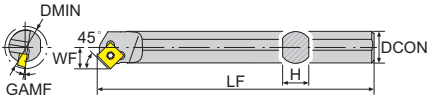

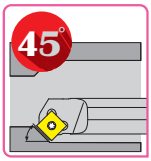

材質 Shank	圖解 Fig
S	

內徑加工車刀
Boring Bar

材質 Shank	產品型號 Model No	在庫 Stock R	在庫 Stock L	最小加工徑 DMIN	刀桿高度 H	柄部直徑 DCON	標準全長 LF	工作寬度 WF	徑向前角 GAMF	刀片 Insert	螺絲 Screw	旗型板手 Wrench	價格 Price
		寸法 Dimension(mm)											
S	S12M-SSSCR/L09	●	●	16	11	12	150	9.5	13	SC□□ 09T3□□	CS35	T-15	
	S16Q-SSSCR/L09	●	●	22	15	16	180	12.5	9				
	S20R-SSSCR/L09	●	●	26	18	20	200	14.5	10				
	S25R-SSSCR/L09	●	●	31	23	25	200	17	7				
	S32S-SSSCR/L09	●	●	38	30	32	250	20.5	4				

SSKC

本圖所示為右手刀(R) Right Hand Show

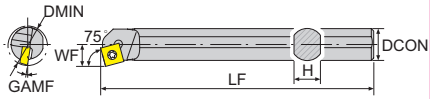

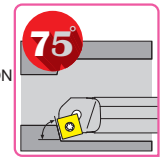

材質 Shank	圖解 Fig
S	

內徑加工車刀
Boring Bar

材質 Shank	產品型號 Model No	在庫 Stock R	在庫 Stock L	最小加工徑 DMIN	刀桿高度 H	柄部直徑 DCON	標準全長 LF	工作寬度 WF	徑向前角 GAMF	刀片 Insert	螺絲 Screw	旗型板手 Wrench	價格 Price
		寸法 Dimension(mm)											
S	S12M-SSKCR/L09	●	●	16	11	12	150	8.5	13	SC□□ 09T3□□	CS35	T-15	
	S16N-SSKCR/L09	●	●	20	15	16	160	10.5	9				
	S16Q-SSKCR/L09	●	●	20	15	16	180	10.5	9				
	S20R-SSKCR/L09	●	●	24	18	20	200	12.5	10				
	S25R-SSKCR/L09	●	●	31	23	25	200	15	7				

●刀柄材質詳解請參閱H4
●Shank Type detailed description Page-H4
●套筒需另購→參考M04-M09頁
●Sleeve refer Page-M04-M09

●A：鋼柄中心出水式 Steel Shank With Oil Hole
●C：鎢鋼刀柄 Carbide Shank
●S：一般鋼刀柄 Steel Shank
●H：模具鋼刀柄 Alloy Tool Steel
●H-O：模具鋼刀柄中心出水式 Alloy Tool Steel Shank With Oil Hole

SWLC

本圖所示為右手刀(R) Right Hand Show S-Type

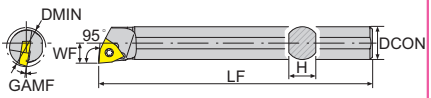

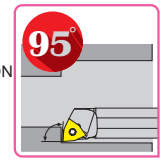

材質 Shank	圖解 Fig
S	

內徑加工車刀
Boring Bar

材質 Shank	產品型號 Model No	在庫 Stock R	在庫 Stock L	最小加工徑 DMIN	刀桿高度 H	柄部直徑 DCON	標準全長 LF	工作寬度 WF	徑向前角 GAMF	刀片 Insert	螺絲 Screw	旗型板手 Wrench	價格 Price
				寸法 Dimension(mm)									
S	S08K-SWLCR/L03-10	●	●	10	7	8	125	5.4	13	WC□□ 0302□□	CS25048	T-8	
	S10K-SWLCR/L03-12	●	●	12	9	10	125	6	12	WC□□ 0302□□	CS25	T-8	
	S08K-SWLCR/L04-10	●	●	10	7	8	125	5.5	13	WC□□ 0402□□	CS25048	T-8	
	S12M-SWLCR/L04-14	●	●	14	11	12	150	7	12	WC□□ 0402□□	CS25	T-8	
	S16Q-SWLCR/L04-18	●	●	18	15	16	180	9	9				
	S20R-SWLCR/L05-22	●	●	22	18	20	200	11	10	WC□□ 0503□□	CS30	T-10	

●刀柄材質詳解請參閱H4
●Shank Type detailed description Page-H4
●套筒需另購→參考M04-M09頁
●Sleeve refer Page-M04-M09

●A：鋼柄中心出水式 Steel Shank With Oil Hole
●C：鎢鋼刀柄 Carbide Shank
●S：一般鋼刀柄 Steel Shank
●H：模具鋼刀柄 Alloy Tool Steel
●H-O：模具鋼刀柄中心出水式 Alloy Tool Steel Shank With Oil Hole

S-Type

SWUB

本圖所示為右手刀(R) Right Hand Show

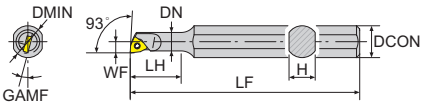

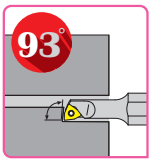

材質 Shank	圖解 Fig
S	
H	

小徑內孔加工車刀
Mini Boring Bar

材質 Shank	產品型號 Model No	在庫 Stock R	在庫 Stock L	最小加工徑 DMIN	刀桿高度 H	柄部直徑 DCON	頸徑 DN	刀頭長度 LH	標準全長 LF	工作寬度 WF	徑向前角 GAMF	刀片 Insert	螺絲 Screw	旗型板手 Wrench	價格 Price
				寸法 Dimension(mm)											
S	S1005J-SWUBR/L06-06	●		6	9	10	5	15	110	3	15	WB□□ 0601□□	CS20	T-6	
	S1006J-SWUBR/L06-07	●		7	9	10	5.8	15	110	3.5	15				
	S1205J-SWUBR/L06-06	●	●	6	11	12	5.5	15	110	3	15				
	S1605J-SWUBR/L06-06	●	●	6	15	16	5.5	15	110	3	18				
	S1606J-SWUBR/L06-07	●	●	7	15	16	6.2	15	110	3.5	18				
	S1607J-SWUBR/L06-08	●	●	8	15	16	7	15	110	4	18				
	S1608J-SWUBR/L06-09	●	●	9	15	16	8.4	15	110	4.5	12				
H	H1605J-SWUBR/L06-06	●		6	15	16	5.5	15	110	3	18	WB□□ 0601□□	CS20	T-6	

●刀柄材質詳解請參閱H4
●Shank Type detailed description Page-H4
●套筒需另購→參考M04-M09頁
●Sleeve refer Page-M04-M09

●A：鋼柄中心出水式 Steel Shank With Oil Hole
●C：鎢鋼刀柄 Carbide Shank
●S：一般鋼刀柄 Steel Shank
●H：模具鋼刀柄 Alloy Tool Steel
●H-O：模具鋼刀柄中心出水式 Alloy Tool Steel Shank With Oil Hole

SWUB

本圖所示為右手刀(R) Right Hand Show S-Type

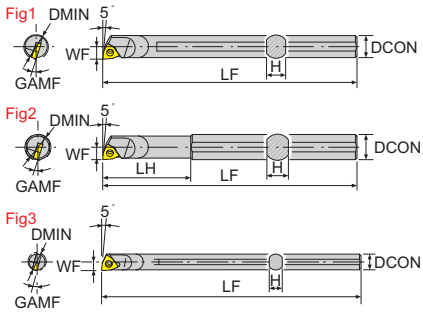

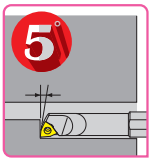

材質 Shank	圖解 Fig	刀桿形狀 Tool Type
S		
C	Fig1	
	Fig2	
	Fig3	

小徑內孔加工車刀
Mini Boring Bar

材質 Shank	產品型號 Model No	圖解 Fig	在庫 Stock R	在庫 Stock L	最小加工徑 DMIN	刀桿高度 H	柄部直徑 DCON	刀頭長度 LH	標準全長 LF	工作寬度 WF	徑向前角 GAMF	刀片 Insert	螺絲 Screw	旗型板手 Wrench	價格 Price
					寸法 Dimension(mm)										
S	S06J-SWUBR/L06-08	–	●	●	8	5.5	6	24	110	4	15	WB□□ 0601□□	CS20	T-6	
C	C05H-SWUBR/L06-06	1	●	●	6	4.5	5	–	100	2.75	15	WB□□ 0601□□	CS20	T-6	
	C05H-SWUBR/L06-06A	3	●		6	4.5	5	–	100	2.75	15				
	C06J-SWUBR/L06-07	1	●	●	7	5.5	6	–	110	3.5	15				
	C0807K-SWUBR/L06-08	2	●	●	8	7.4	8	27	125	4	18				

●刀柄材質詳解請參閱H4
●Shank Type detailed description Page-H4
●套筒需另購→參考M04-M09頁
●Sleeve refer Page-M04-M09

●A：鋼柄中心出水式 Steel Shank With Oil Hole
●C：鎢鋼刀柄 Carbide Shank
●S：一般鋼刀柄 Steel Shank
●H：模具鋼刀柄 Alloy Tool Steel
●H-O：模具鋼刀柄中心出水式 Alloy Tool Steel Shank With Oil Hole

壓板式內徑車刀系列

Double Insert Clamp Boring Bar Series

高鋼性ＳＫＤ材質

High rigid SKD61meterial

- 固定式壓板，有效提升加工徑精準度及穩定度
- 延長刀架使用壽命，增加刀片下壓力。
- 高鋼性SKD材質，四倍抗震刀柄，有效提升加工徑精準度及穩定度，刀桿中心出水孔設計，加強冷卻及排屑效果。

Central coolant, strengthen the cooling and chip removal effect.
Improve insert processing life effectivel.

E-Type 壓板式出水內徑車刀系列

E-Type Coolant Boring Bar Series

四倍抗震！！

It's Quadruple Seismic Performance!!

模具鋼抗震刀柄中心出水系列

Alloy Tool Steel Shank Central coolant
With Oil Hole Series

- 刀片重覆夾定位精準，在高進給或不安定切削機器使刀片不會移動
- 裝夾刀片快速簡單有效率，中心出水加強冷卻降溫及排屑效果有效提升刀片加工壽命。

Accurate indexing with insert securely clamped, no insert movement during high speed or heavily interrupted machining, insert clamping action is simple and effective, strengthen the cooling and chip removal effect, improve insert processing life efficiently.



世界專利產品

WORLD PAT.

MADE IN TAIWAN
NEW ARRIVAL

●刀柄材質詳解請參閱H4
●Shank Type detailed description Page-H4

●套筒需另購→參考M05-M09頁
●Sleeve refer Page-M05-M09

ECLN

本圖所示為右手刀(R) Right Hand Show E-Type

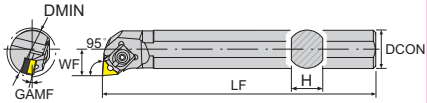

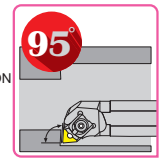

材質 Shank	圖解 Fig
S	
H	
H-O	

壓板式內徑加工車刀
Double Insert Clamp Boring Bar

材質 Shank	產品型號 Model No	在庫 Stock R	在庫 Stock L	最小加工徑 DMIN	刀桿高度 H	柄部直徑 DCON	標準全長 LF	工作寬度 WF	徑向前角 GAMF	刀片 Insert	墊片 Shim	中心銷 Screw of shim	壓板 Clamp	螺絲 Screw	C 扣環 Clasp	L 型板手 Wrench
		寸法 Dimension(mm)														
S	S32S-ECLNR/L12	●	●	40	30	32	250	22	14	CN□□ 1204 □□	SMC-432	LW-4B	CN12-2	CS80	C-6	LW030 LW040
	S32U-ECLNR/L12	●	●	40	30	32	350	22	14							
	S40T-ECLNR/L12	●	●	50	37	40	300	27	12							
	S40W-ECLNR/L12	●	●	50	37	40	450	27	12							
	S50U-ECLNR/L12	●	●	63	47	50	350	35	12							
	S50Y-ECLNR/L12	●	●	63	47	50	500	35	12							
	S60V-ECLNR/L12	●	●	72	57	60	400	36	10	CN□□ 1204 □□	SMC-432	LW-4	CN12-2	CS80	C-6	LW030 LW040
	S60X-ECLNR/L12	●	●	72	57	60	600	36	10							
	S63Y-ECLNR/L12	●	●	76	60	63	500	38	10							
H	H40T-ECLNR/L12	●		50	37	40	300	27	12	CN□□ 1204 □□	SMC-432	LW-4B	CN12-2	CS80	C-6	LW030 LW040
H-O	H32S-ECLNR/L12-O	●		40	30	32	250	22	14	CN□□ 1204 □□	SMC-432	LW-4B	CN12-2	CS80	C-6	LW030 LW040
	H32U-ECLNR/L12-O	●	●	40	30	32	350	22	14							

●刀柄材質詳解請參閱H4
●Shank Type detailed description Page-H4
●套筒需另購→參考M04-M09頁
●Sleeve refer Page-M04-M09

●A：鋼柄中心出水式 Steel Shank With Oil Hole
●C：鎢鋼刀柄 Carbide Shank
●S：一般鋼刀柄 Steel Shank
●H：模具鋼刀柄 Alloy Tool Steel
●H-O：模具鋼刀柄中心出水式 Alloy Tool Steel Shank With Oil Hole

MCLN

本圖所示為右手刀(R) Right Hand Show

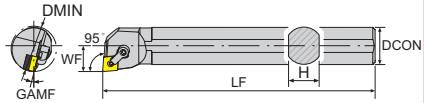

材質 Shank	圖解 Fig
S	
H-O	

壓板式內徑加工車刀
Double Insert Clamp Boring Bar

寸法 Dimension(mm)

材質 Shank	產品型號 Model No	在庫 Stock R	在庫 Stock L	最小加工徑 DMIN	刀桿高度 H	柄部直徑 DCON	標準全長 LF	工作寬度 WF	徑向前角 GAMF	刀片 Insert	墊片 Shim	中心銷 Screw of shim	壓板 Clamp	雙頭螺絲 Screw	L 型板手 Wrench
S	S16Q-MCLNR/L09	●	●	22	15	16	180	11	20	CN□□ 0903□□	–	LCS-509	CP50-21	CS70-20	LW020 LW025
	S20R-MCLNR/L09	●	●	25	18	20	200	13	17						
	S16Q-MCLNR/L12	●		22	15	16	180	11	20	CN□□ 1204□□	–	LCS-511	CP50-21	CS70-20	LW025
	S20R-MCLNR/L12	●	●	25	18	20	200	13	17						
	S25R-MCLNR/L12	●	●	32	23	25	200	17	14	CN□□ 1204□□	–	LCS-511	CP50-22	CS70-21	LW025 LW030
	S32S-MCLNR/L12	●	●	40	30	32	250	22	14	CN□□ 1204□□	SMC-432	LCS-617	CP50-22	CS70-22	LW030
	S32U-MCLNR12	●	●	40	30	32	350	22	14						
	S40T-MCLNR/L12	●	●	50	37	40	300	27	12						
	S50U-MCLNR/L12	●	●	63	47	50	350	35	12						
H-O	H20R-MCLNR/L09-O			25	18	20	200	13	17	CN□□ 0903□□	–	LCS-509	CP50-21	CS70-20	LW020 LW025
	H20R-MCLNR/L12-O	●	●	25	18	20	200	13	17	CN□□ 1204□□	–	LCS-511	CP50-21	CS70-20	LW025
	H25R-MCLNR/L12-O	●		32	23	25	200	17	14	CN□□ 1204□□	–	LCS-511	CP50-22	CS70-21	LW025 LW030
	H32S-MCLNR/L12-O	●		40	30	32	250	22	14	CN□□ 1204□□	SMC-432	LCS-617	CP50-22	CS70-22	LW030
	H32U-MCLNR/L12-O	●		40	30	32	350	22	14						

●刀柄材質詳解請參閱H4
●Shank Type detailed description Page-H4
●套筒需另購→參考M04-M09頁
●Sleeve refer Page-M04-M09

●A：鋼柄中心出水式 Steel Shank With Oil Hole
●C：鎢鋼刀柄 Carbide Shank
●S：一般鋼刀柄 Steel Shank
●H：模具鋼刀柄 Alloy Tool Steel
●H-O：模具鋼刀柄中心出水式 Alloy Tool Steel Shank With Oil Hole

ECKN

本圖所示為右手刀(R) Right Hand Show

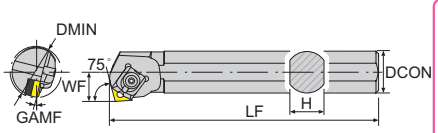

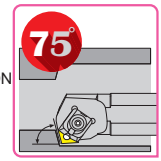

材質 Shank	圖解 Fig
S	

壓板式內徑加工車刀
Double Insert Clamp Boring Bar

材質 Shank	產品型號 Model No	在庫 Stock R	在庫 Stock L	最小加工徑 DMIN (寸法 Dimension(mm))	刀桿高度 H	柄部直徑 DCON	標準全長 LF	工作寬度 WF	徑向前角 GAMF	刀片 Insert	墊片 Shim	中心銷 Screw of shim	壓板 Clamp	螺絲 Screw	C 扣環 Clasp	L 型板手 Wrench
S	S32S-ECKNR/L12	●	●	40	30	32	250	22	14	CN□□ 1204 □□	SMC-432	LW-4B	CN12-4	CS80	C-6	LW030 LW040
	S40T-ECKNR/L12	●	●	50	37	40	300	27	12							
	S50U-ECKNR/L12	●	●	63	47	50	350	35	12							

MCKN

本圖所示為右手刀(R) Right Hand Show

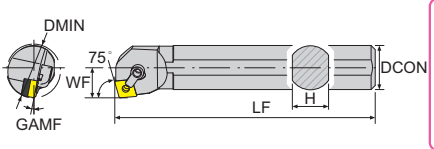

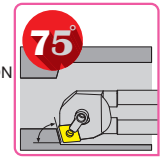

材質 Shank	圖解 Fig
S	

壓板式內徑加工車刀
Double Insert Clamp Boring Bar

材質 Shank	產品型號 Model No	在庫 Stock R	在庫 Stock L	最小加工徑 DMIN (寸法 Dimension(mm))	刀桿高度 H	柄部直徑 DCON	標準全長 LF	工作寬度 WF	徑向前角 GAMF	刀片 Insert	墊片 Shim	中心銷 Screw of shim	壓板 Clamp	雙頭螺絲 Screw	L 型板手 Wrench
S	S20R-MCKNR/L12	●	●	25	18	20	200	13	17	CN□□ 1204□□	–	LCS-511	CP50-21	CS70-20	LW025
	S25R-MCKNR/L12	●	●	32	23	25	200	17	14	CN□□ 1204□□	–	LCS-511	CP50-22	CS70-21	LW025 LW030
	S32S-MCKNR/L12	●	●	40	30	32	250	22	14	CN□□ 1204□□	SMC-432	LCS-617	CP50-22	CS70-22	LW030
	S40T-MCKNR/L12	●	●	50	37	40	300	27	12						
	S50U-MCKNR/L12	●	●	63	47	50	350	35	12						

●刀柄材質詳解請參閱H4
●Shank Type detailed description Page-H4
●套筒需另購→參考M04-M09頁
●Sleeve refer Page-M04-M09

●A：鋼柄中心出水式 Steel Shank With Oil Hole
●C：鎢鋼刀柄 Carbide Shank
●S：一般鋼刀柄 Steel Shank
●H：模具鋼刀柄 Alloy Tool Steel
●H-O：模具鋼刀柄中心出水式 Alloy Tool Steel Shank With Oil Hole

ETUN

本圖所示為右手刀(R) Right Hand Show

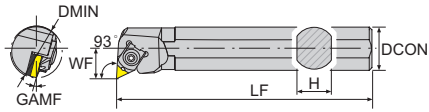

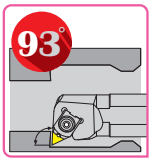

材質 Shank	圖解 Fig
S	
H	
H-O	

壓板式內徑加工車刀
Double Insert Clamp Boring Bar

新規格上市 New Specification Arrival

材質 Shank	產品型號 Model No	在庫 Stock R	在庫 Stock L	最小加工徑 DMIN	刀桿高度 H	柄部直徑 DCON	標準全長 LF	工作寬度 WF	徑向前角 GAMF	刀片 Insert	墊片 Shim	中心銷 Screw of shim	壓板 Clamp	螺絲 Screw	C 扣環 Clasp	L 型板手 Wrench
		寸法 Dimension(mm)														
S	S25R-ETUNR/L16	●	●	32	23	25	200	17	17	TN□□1604□□	—	LT-2	TN16-2	CS60E	C-5	LW025 LW030
	S25T-ETUNR/L16	●	●	32	23	25	300	17	17							
	S32S-ETUNR/L16	●	●	40	30	32	250	22	17	TN□□1604□□	SMT-322	LT-4	TN16-3	CS80	C-6	LW025 LW040
	S32U-ETUNR/L16	●	●	40	30	32	350	22	17							
	S40T-ETUNR/L16	●	●	50	37	40	300	27	12	TN□□1604□□	SMT-322	LT-3	TN16-3	CS80	C-6	LW025 LW040
	S40W-ETUNR/L16	●	●	50	37	40	450	27	12							
	S50U-ETUNR/L16	●	●	63	47	50	350	35	8							
	S50Y-ETUNR/L16	●	●	63	47	50	500	35	8							
	S60V-ETUNR/L16	●	●	72	57	60	400	36	8							
	S60X-ETUNR/L16	●	●	72	57	60	600	36	8							
	S63Y-ETUNR/L16	●	●	76	60	63	500	38	8							
H	H40T-ETUNR/L16	●		50	37	40	300	27	12	TN□□1604□□	SMT-322	LT-3	TN16-3	CS80	C-6	LW030 LW040
	H50U-ETUNR/L16	●		63	47	50	350	35	8							
NEW	H60V-ETUNR/L16	●		72	57	60	400	36	8	TN□□1604□□	SMT-322	LT-3	TN16-3	CS80	C-6	LW025 LW040
H-O	H25R-ETUNR/L16-O	●		32	23	25	200	17	17	TN□□1604□□	—	LT-2	TN16-2	CS60E	C-5	LW025 LW030
	H25T-ETUNR/L16-O	●		32	23	25	300	17	17							
	H32S-ETUNR/L16-O	●	●	40	30	32	250	22	17	TN□□1604□□	SMT-322	LT-4	TN16-3	CS80	C-6	LW025 LW040
	H32U-ETUNR/L16-O	●		40	30	32	350	22	17							

- ●刀柄材質詳解請參閱H4
- ●Shank Type detailed description Page-H4
- ●套筒需另購→參考M04-M09頁
- ●Sleeve refer Page-M04-M09
- ●A：鋼柄中心出水式 Steel Shank With Oil Hole
- ●C：鎢鋼刀柄 Carbide Shank
- ●S：一般鋼刀柄 Steel Shank
- ●H：模具鋼刀柄 Alloy Tool Steel
- ●H-O：模具鋼刀柄中心出水式 Alloy Tool Steel Shank With Oil Hole

MTUN

本圖所示為右手刀(R) Right Hand Show M-Type

Fig1

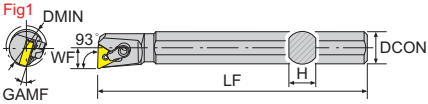

Fig2

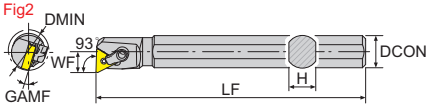

Fig3

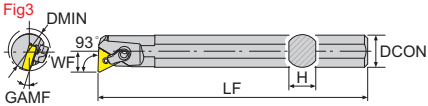

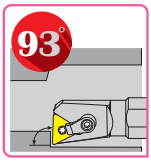

材質 Shank	圖解 Fig	刀桿形狀 Tool Type
S	Fig1	
	Fig2	
	Fig3	
H		

壓板式內徑加工車刀
Double Insert Clamp Boring Bar

材質 Shank	產品型號 Model No	圖解 Fig	在庫 Stock R	在庫 Stock L	最小加工徑 DMIN (寸法 Dimension(mm))	刀桿高度 H	柄部直徑 DCON	標準全長 LF	工作寬度 WF	徑向前角 GAMF	刀片 Insert	墊片 Shim	中心銷 Screw of shim	壓板 Clamp	雙頭螺絲 Screw	L型板手 Wrench
S	S16Q-MTUNR/L16A	2	●	●	22	15	16	180	11	20	TN□□ 1604□□	–	LCS-510	CP50-21	CS70-20	LW020 LW025
	S20R-MTUNR/L16	1	●	●	25	18	20	200	13	17						
	S20R-MTUNR/L16A	2	●	●	25	18	20	200	13	17						
	S20R-MTUNR/L16B	3	●		25	18	20	200	13	17	TN□□ 1604□□	–	LCS-510	CP50-21	CS70-20	LW020 LW025
	S25R-MTUNR/L16	1	●	●	32	23	25	200	17	14	TN□□ 1604□□	–	LCS-510	CP50-22	CS70-21	LW020 LW030
	S25R-MTUNR/L16A	2	●	●	32	23	25	200	17	14						
	S32S-MTUNR/L16A	2	●	●	40	30	32	250	22	14	TN□□ 1604□□	SMT-322	LCS-513	CP50-22	CS70-21	LW020 LW030
	S40T-MTUNR/L16A	2	●	●	50	37	40	300	27	12	TN□□ 1604□□	SMT-322	LCS-513	CP50-22	CS70-22	LW020 LW030
	S50U-MTUNR/L16A	2	●	●	63	47	50	350	35	12						
H	H20R-MTUNR/L16A	–	●		25	18	20	200	13	17	TN□□ 1604□□	–	LCS-510	CP50-21	CS70-20	LW020 LW025

※ 請接下頁。 ※ Continued on next page.

●刀柄材質詳解請參閱H4
●Shank Type detailed description Page-H4
●套筒需另購→參考M04-M09頁
●Sleeve refer Page-M04-M09

●A：鋼柄中心出水式 Steel Shank With Oil Hole
●C：鎢鋼刀柄 Carbide Shank
●S：一般鋼刀柄 Steel Shank
●H：模具鋼刀柄 Alloy Tool Steel
●H-O：模具鋼刀柄中心出水式 Alloy Tool Steel Shank With Oil Hole

M-Type
E-Type

本圖所示為右手刀(R) Right Hand Show

Fig1

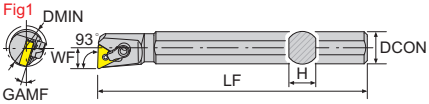

Fig2

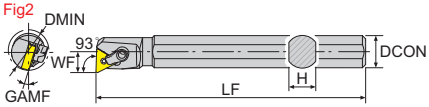

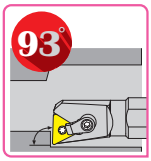

材質 Shank	圖解 Fig	刀桿形狀 Tool Type
H-O	Fig1	
	Fig2	

壓板式內徑加工車刀
Double Insert Clamp Boring Bar

材質 Shank	產品型號 Model No	圖解 Fig	在庫 Stock R	在庫 Stock L	最小加工徑 DMIN (寸法 Dimension(mm))	刀桿高度 H	柄部直徑 DCON	標準全長 LF	工作寬度 WF	徑向前角 GAMF	刀片 Insert	墊片 Shim	中心銷 Screw of shim	壓板 Clamp	雙頭螺絲 Screw	L型板手 Wrench
H-O	H16Q-MTUNR/L16A-O	2	●		22	15	16	180	11	20	TN□□ 1604□□	–	LCS-510	CP50-21	CS70-20	LW020 LW025
	H20R-MTUNR/L16-O	1	●	●	25	18	20	200	13	17						
	H20R-MTUNR/L16A-O	2	●		25	18	20	200	13	17						
	H25R-MTUNR/L16-O	1	●	●	32	23	25	200	17	14	TN□□ 1604□□	–	LCS-510	CP50-22	CS70-21	LW020 LW030
	H25R-MTUNR/L16A-O	2	●		32	23	25	200	17	14						
	H32S-MTUNR/L16A-O	2	●		40	30	32	250	22	14	TN□□ 1604□□	SMT-322	LCS-513	CP50-22	CS70-22	LW020 LW030
	H40T-MTUNR/L16A-O	2			50	37	40	300	27	12						
	H50U-MTUNR/L16A-O	2			63	47	50	350	35	12						

ETLN

本圖所示為右手刀(R) Right Hand Show

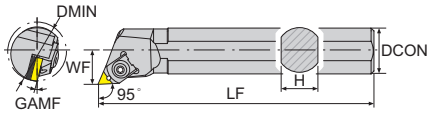

材質 Shank	圖解 Fig
S	

壓板式內徑加工車刀
Double Insert Clamp Boring Bar

材質 Shank	產品型號 Model No	在庫 Stock R	在庫 Stock L	最小加工徑 DMIN (寸法 Dimension(mm))	刀桿高度 H	柄部直徑 DCON	標準全長 LF	工作寬度 WF	徑向前角 GAMF	刀片 Insert	墊片 Shim	中心銷 Screw of shim	壓板 Clamp	螺絲 Screw	C扣環 Clasp	L型板手 Wrench
S	S20R-ETLNR/L16	●	●	25	18	20	200	13	17	TN□□ 1604 □□	–	LT-2	TN16-2	CS60E	C-5	LW025 LW030
	S25R-ETLNR/L16	●	●	32	23	25	200	17	17							

●刀柄材質詳解請參閱H4
●Shank Type detailed description Page-H4
●套筒需另購→參考M04-M09頁
●Sleeve refer Page-M04-M09

●A：鋼柄中心出水式 Steel Shank With Oil Hole
●C：鎢鋼刀柄 Carbide Shank
●S：一般鋼刀柄 Steel Shank
●H：模具鋼刀柄 Alloy Tool Steel
●H-O：模具鋼刀柄中心出水式 Alloy Tool Steel Shank With Oil Hole

ETFN

本圖所示為右手刀(R) Right Hand Show

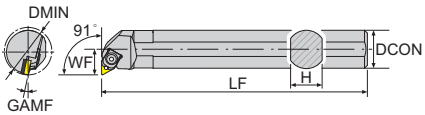

材質 Shank	圖解 Fig
H	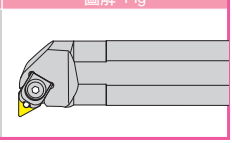

壓板式內徑加工車刀
Double Insert Clamp Boring Bar

新品上市 New Arrival

材質 Shank	產品型號 Model No	在庫 Stock R	在庫 Stock L	最小加工徑 DMIN	刀桿高度 H	柄部直徑 DCON	標準全長 LF	工作寬度 WF	徑向前角 GAMF	刀片 Insert	墊片 Shim	中心銷 Screw of shim	壓板 Clamp	螺絲 Screw	C 扣環 Clasp	L 型板手 Wrench
		寸法 Dimension(mm)														
NEW H	H40T-ETFNR/L16	●	●	50	37	40	300	27	12	TN□□ 1604 □□	SMT-322	LT-3	TN16-3	CS80	C-6	LW025 LW040

MTFN

本圖所示為右手刀(R) Right Hand Show

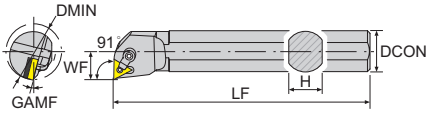

材質 Shank	圖解 Fig
S	

壓板式內徑加工車刀
Double Insert Clamp Boring Bar

材質 Shank	產品型號 Model No	在庫 Stock R	在庫 Stock L	最小加工徑 DMIN	刀桿高度 H	柄部直徑 DCON	標準全長 LF	工作寬度 WF	徑向前角 GAMF	刀片 Insert	墊片 Shim	中心銷 Screw of shim	壓板 Clamp	雙頭螺絲 Screw	L 型板手 Wrench
		寸法 Dimension(mm)													
S	S20R-MTFNR/L16	●	●	25	18	20	200	13	17	TN□□ 1604□□	–	LCS-510	CP50-21	CS70-20	LW020 LW025
	S25R-MTFNR/L16	●	●	32	23	25	200	17	14	TN□□ 1604□□	–	LCS-510	CP50-22	CS70-21	LW020 LW030
	S32S-MTFNR/L16	●	●	40	30	32	250	22	14	TN□□ 1604□□	SMT-322	LCS-513	CP50-22	CS70-21	LW020 LW030
	S40T-MTFNR/L16	●	●	50	37	40	300	27	12	TN□□ 1604□□	SMT-322	LCS-513	CP50-22	CS70-22	LW020 LW030
	S50U-MTFNR/L16	●	●	63	47	50	350	35	12						

- ●刀柄材質詳解請參閱H4
- ●Shank Type detailed description Page-H4
- ●套筒需另購→參考M04-M09頁
- ●Sleeve refer Page-M04-M09
- ●A：鋼柄中心出水式 Steel Shank With Oil Hole
- ●C：鎢鋼刀柄 Carbide Shank
- ●S：一般鋼刀柄 Steel Shank
- ●H：模具鋼刀柄 Alloy Tool Steel
- ●H-O：模具鋼刀柄中心出水式 Alloy Tool Steel Shank With Oil Hole

ETQN

本圖所示為右手刀(R) Right Hand Show

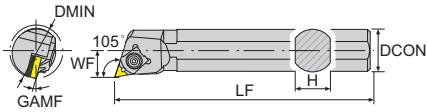

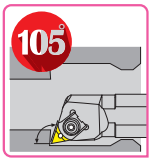

材質 Shank	圖解 Fig
S	
H	

壓板式內徑加工車刀
Double Insert Clamp Boring Bar

新規格上市 New Specification Arrival

材質 Shank	產品型號 Model No	在庫 Stock R	在庫 Stock L	最小加工徑 DMIN	刀桿高度 H	柄部直徑 DCON	標準全長 LF	工作寬度 WF	徑向前角 GAMF	刀片 Insert	墊片 Shim	中心銷 Screw of shim	壓板 Clamp	螺絲 Screw	C 扣環 Clasp	L 型板手 Wrench
				寸法 Dimension(mm)												
S	S20R-ETQNR/L16	●	●	25	18	20	200	13	17	TN□□ 1604 □□	—	LT-2	TN16-2	CS60E	C-5	LW025 LW030
	S25R-ETQNR/L16	●	●	32	23	25	200	17	17							
	S32S-ETQNR/L16	●	●	40	30	32	250	22	14	TN□□ 1604 □□	SMT-322	LT-4	TN16-3	CS80	C-6	LW025 LW040
	S40T-ETQNR/L16	●	●	50	37	40	300	27	12	TN□□ 1604 □□	SMT-322	LT-3	TN16-3	CS80	C-6	LW025 LW040
	S50U-ETQNR/L16	●	●	63	47	50	350	35	8							
NEW H	H40T-ETQNR/L16	●		50	37	40	300	27	12	TN□□ 1604 □□	SMT-322	LT-3	TN16-3	CS80	C-6	LW025 LW040

- ●刀柄材質詳解請參閱H4
- ●Shank Type detailed description Page-H4
- ●套筒需另購→參考M04-M09頁
- ●Sleeve refer Page-M04-M09

- ●A：鋼柄中心出水式 Steel Shank With Oil Hole
- ●C：鎢鋼刀柄 Carbide Shank
- ●S：一般鋼刀柄 Steel Shank
- ●H：模具鋼刀柄 Alloy Tool Steel
- ●H-O：模具鋼刀柄中心出水式 Alloy Tool Steel Shank With Oil Hole

MTQN

本圖所示為右手刀(R) Right Hand Show M-Type

Fig1

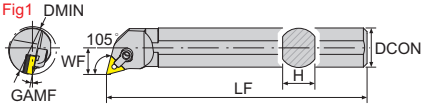

Fig2

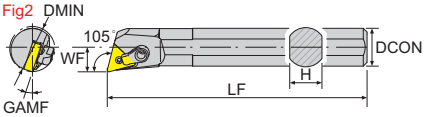

材質 Shank	圖解 Fig
S	
H	

壓板式內徑加工車刀
Double Insert Clamp Boring Bar

新規格上市 New Specification Arrival

材質 Shank	產品型號 Model No	圖解 Fig	在庫 Stock R	在庫 Stock L	最小加工徑 DMIN	刀桿高度 H	柄部直徑 DCON	標準全長 LF	工作寬度 WF	徑向前角 GAMF	刀片 Insert	墊片 Shim	中心銷 Screw of shim	壓板 Clamp	雙頭螺絲 Screw	L 型板手 Wrench
					寸法 Dimension(mm)											
S	S20R-MTQNR/L16	1	●	●	25	18	20	200	13	17	TN□□ 1604□□	–	LCS-510	CP50-21	CS70-20	LW020 LW025
S	S25R-MTQNR/L16	1	●	●	32	23	25	200	17	17	TN□□ 1604□□	–	LCS-510	CP50-22	CS70-21	LW020 LW030
S	S32S-MTQNR/L16	1	●	●	40	30	32	250	22	14	TN□□ 1604□□	SMT-322	LCS-513	CP50-22	CS70-22	LW020 LW030
S	S40T-MTQNR/L16	1	●	●	50	37	40	300	27	15	TN□□ 1604□□	SMT-322	LCS-513	CP50-22	CS70-22	LW020 LW030
S	S50U-MTQNR/L16	1	●	●	63	47	50	350	35	8						
NEW H	H20R-MTQNR/L16A	2	●		25	18	20	200	13	17	TN□□ 1604□□	–	LCS-510	CP50-21	CS70-20	LW020 LW025

M-Type **MTWN**

本圖所示為右手刀(R) Right Hand Show

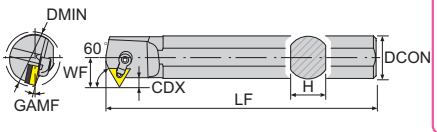

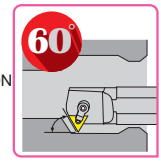

材質 Shank	圖解 Fig
S	

壓板式內徑加工車刀
Double Insert Clamp Boring Bar

材質 Shank	產品型號 Model No	在庫 Stock R	在庫 Stock L	最小加工徑 DMIN	最大加工溝槽深度 CDX	刀桿高度 H	柄部直徑 DCON	標準全長 LF	工作寬度 WF	徑向前角 GAMF	刀片 Insert	墊片 Shim	中心銷 Screw of shim	壓板 Clamp	雙頭螺絲 Screw	L型板手 Wrench
				寸法 Dimension(mm)												
S	S16Q-MTWNR/L16	●	●	21	3.5	15	16	180	11	20	TN□□ 1604□□	–	LCS-510	CP50-21	CS70-20	LW020 LW025
	S20R-MTWNR/L16	●	●	27	4	18	20	200	14	15						
	S25R-MTWNR/L16	●	●	32	4.5	23	25	200	16.5	13	TN□□ 1604□□	–	LCS-510	CP50-22	CS70-21	LW020 LW030
	S32S-MTWNR/L16	●	●	39	4	30	32	250	20	14	TN□□ 1604□□	SMT-322	LCS-513	CP50-22	CS70-21	LW020 LW030
	S40T-MTWNR/L16	●	●	50	3.5	37	40	300	24	15						
	S50U-MTWNR/L16	●	●	57	4	47	50	350	29	12						

●刀柄材質詳解請參閱H4
●Shank Type detailed description Page-H4
●套筒需另購→參考M04-M09頁
●Sleeve refer Page-M04-M09

●A：鋼柄中心出水式 Steel Shank With Oil Hole
●C：鎢鋼刀柄 Carbide Shank
●S：一般鋼刀柄 Steel Shank
●H：模具鋼刀柄 Alloy Tool Steel
●H-O：模具鋼刀柄中心出水式 Alloy Tool Steel Shank With Oil Hole

EWLN

本圖所示為右手刀(R) Right Hand Show E-Type

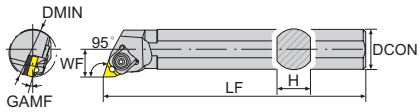

材質 Shank	圖解 Fig
S	
H	
H-O	

壓板式內徑加工車刀
Double Insert Clamp Boring Bar

材質 Shank	產品型號 Model No	在庫 Stock R	在庫 Stock L	最小加工徑 DMIN (寸法 Dimension(mm))	刀桿高度 H	柄部直徑 DCON	標準全長 LF	工作寬度 WF	徑向前角 GAMF	刀片 Insert	墊片 Shim	中心銷 Screw of shim	壓板 Clamp	螺絲 Screw	C 扣環 Clasp	L 型板手 Wrench
S	S20R-EWLNR/L06	●	●	25	18	20	200	13	17	WN□□0604□□	—	LT-2	WN06-2	CS60E	C-5	LW025 LW030
	S25R-EWLNR/L06	●	●	32	23	25	200	17	17							
	S25R-EWLNR/L08	●	●	32	23	25	200	17	17	WN□□0804□□	—	LW-3	WN08-3	CS60E	C-5	
	S25T-EWLNR/L08	●	●	32	23	25	300	17	17							
	S32S-EWLNR/L08	●	●	40	30	32	250	22	17	WN□□0804□□	SMW-422	LW-4B	WN08-4	CS80	C-6	LW030 LW040
	S32U-EWLNR/L08	●	●	40	30	32	350	22	17							
	S40P-EWLNR/L08	●		50	37	40	170	27	12							
	S40T-EWLNR/L08	●	●	50	37	40	300	27	12							
	S40W-EWLNR/L08	●	●	50	37	40	450	27	12							
	S50U-EWLNR/L08	●	●	63	47	50	350	35	12							
	S50Y-EWLNR/L08	●	●	63	47	50	500	35	12							
H	H40T-EWLNR/L08	●		50	37	40	300	27	12	WN□□0804□□	SMW-422	LW-4B	WN08-4	CS80	C-6	LW030 LW040
H-O	H20R-EWLNR/L06-O	●	●	25	18	20	200	13	17	WN□□0604□□	—	LT-2	WN06-2	CS60E	C-5	LW025 LW030
	H25R-EWLNR/L06-O	●		32	23	25	200	17	17							
	H25R-EWLNR/L08-O	●	●	32	23	25	200	17	17	WN□□0804□□	—	LW-3	WN08-3	CS60E	C-5	LW025 LW030
	H25T-EWLNR/L08-O	●	●	32	23	25	300	17	17							
	H32S-EWLNR/L08-O	●	●	40	30	32	250	22	17	WN□□0804□□	SMW-422	LW-4B	WN08-4	CS80	C-6	LW030 LW040
	H32U-EWLNR/L08-O	●	●	40	30	32	350	22	17							

●刀柄材質詳解請參閱H4
●Shank Type detailed description Page-H4
●套筒需另購→參考M04-M09頁
●Sleeve refer Page-M04-M09

●A：鋼柄中心出水式 Steel Shank With Oil Hole
●C：鎢鋼刀柄 Carbide Shank
●S：一般鋼刀柄 Steel Shank
●H：模具鋼刀柄 Alloy Tool Steel
●H-O：模具鋼刀柄中心出水式 Alloy Tool Steel Shank With Oil Hole

M-Type **MWLN**

本圖所示為右手刀(R) Right Hand Show

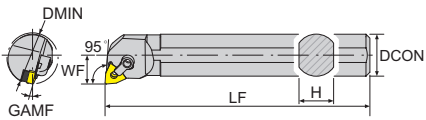

材質 Shank	圖解 Fig
S	
H-O	

壓板式內徑加工車刀
Double Insert Clamp Boring Bar

材質 Shank	產品型號 Model No	在庫 Stock R	在庫 Stock L	最小加工徑 DMIN	刀桿高度 H	柄部直徑 DCON	標準全長 LF	工作寬度 WF	徑向前角 GAMF	刀片 Insert	墊片 Shim	中心銷 Screw of shim	壓板 Clamp	雙頭螺絲 Screw	L 型板手 Wrench
				寸法 Dimension(mm)											
S	S16Q-MWLNR/L06	●	●	22	15	16	180	11	20	WN□□ 0604□□	–	LCS-510	CP50-21	CS70-20	LW020 LW025
	S20R-MWLNR/L08	●	●	25	18	20	200	13	17	WN□□ 0804□□	–	LCS-511	CP50-21	CS70-20	LW025
	S25R-MWLNR/L08	●	●	32	23	25	200	17	14	WN□□ 0804□□	–	LCS-511	CP50-22	CS70-21	LW025 LW030
	S32S-MWLNR/L08	●	●	40	30	32	250	22	14	WN□□ 0804□□	SMW-422	LCS-617	CP50-22	CS70-21	LW030
	S40T-MWLNR/L08	●	●	50	37	40	300	27	12	WN□□ 0804□□	SMW-422	LCS-617	CP50-22	CS70-22	LW030
	S50U-MWLNR/L08	●	●	63	47	50	350	35	12						
H-O	H20R-MWLNR/L08-O	●		25	18	20	200	13	17	WN□□ 0804□□	–	LCS-511	CP50-21	CS70-20	LW025
	H25R-MWLNR/L08-O	●	●	32	23	25	200	17	14	WN□□ 0804□□	–	LCS-511	CP50-22	CS70-20	LW020 LW030
	H32S-MWLNR/L08-O	●		40	30	32	250	22	14	WN□□ 0804□□	SMW-422	LCS-617	CP50-22	CS70-21	LW030

●刀柄材質詳解請參閱H4
●Shank Type detailed description Page-H4
●套筒需另購→參考M04-M09頁
●Sleeve refer Page-M04-M09

●A：鋼柄中心出水式 Steel Shank With Oil Hole
●C：鎢鋼刀柄 Carbide Shank
●S：一般鋼刀柄 Steel Shank
●H：模具鋼刀柄 Alloy Tool Steel
●H-O：模具鋼刀柄中心出水式 Alloy Tool Steel Shank With Oil Hole

EDUN

本圖所示為右手刀(R) Right Hand Show

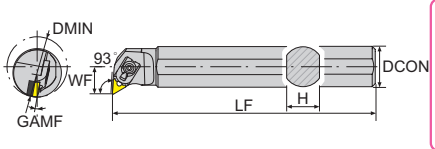

材質 Shank	圖解 Fig
S	

壓板式內徑加工車刀
Double Insert Clamp Boring Bar

材質 Shank	產品型號 Model No	在庫 Stock R	在庫 Stock L	最小加工徑 DMIN	刀桿高度 H	柄部直徑 DCON	標準全長 LF	工作寬度 WF	徑向前角 GAMF	刀片 Insert	墊片 Shim	中心銷 Screw of shim	壓板 Clamp	螺絲 Screw	C 扣環 Clasp	L 型板手 Wrench
				寸法 Dimension(mm)												
S	S40T-EDUNR/L15	●	●	50	37	40	300	27	12	DN□□ 1504 □□	SMD-463	LD-1	DN15	CS80	C-6	LW030 LW040
	S50U-EDUNR/L15	●	●	63	47	50	350	35	12							
	S40T-EDUNR/L15A	●	●	50	37	40	300	27	12	DN□□ 1506 □□	SMD-466	LW-4	DN15	CS80	C-6	LW030 LW040
	S50U-EDUNR/L15A	●	●	63	47	50	350	35	12							

MDUN

本圖所示為右手刀(R) Right Hand Show

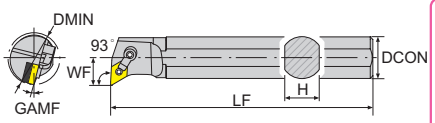

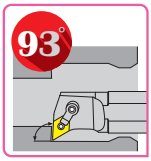

材質 Shank	圖解 Fig
S	

壓板式內徑加工車刀
Double Insert Clamp Boring Bar

材質 Shank	產品型號 Model No	在庫 Stock R	在庫 Stock L	最小加工徑 DMIN	刀桿高度 H	柄部直徑 DCON	標準全長 LF	工作寬度 WF	徑向前角 GAMF	刀片 Insert	墊片 Shim	中心銷 Screw of shim	壓板 Clamp	雙頭螺絲 Screw	L 型板手 Wrench
				寸法 Dimension(mm)											
S	S25R-MDUNR/L15	●	●	32	23	25	200	17	12	DN□□ 1504□□	–	LCS-511	CP50-24	CS70-21	LW025 LW030
	S32S-MDUNR/L15	●	●	40	30	32	250	22	14	DN□□ 1504□□	SMD-463	LCS-619	CP50-24	CS70-21	LW030
	S40T-MDUNR/L15	●	●	50	37	40	300	27	14	DN□□ 1504□□	SMD-463	LCS-619	CP50-24	CS70-21	LW030
	S50U-MDUNR/L15	●	●	63	47	50	350	32	12						

●刀柄材質詳解請參閱H4
●Shank Type detailed description Page-H4
●套筒需另購→參考M04-M09頁
●Sleeve refer Page-M04-M09

●A：鋼柄中心出水式 Steel Shank With Oil Hole
●C：鎢鋼刀柄 Carbide Shank
●S：一般鋼刀柄 Steel Shank
●H：模具鋼刀柄 Alloy Tool Steel
●H-O：模具鋼刀柄中心出水式 Alloy Tool Steel Shank With Oil Hole

EDQN

本圖所示為右手刀(R) Right Hand Show

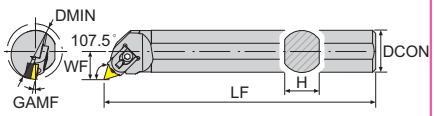

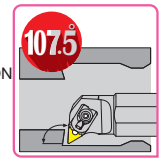

材質 Shank	圖解 Fig
S	

壓板式內徑加工車刀
Double Insert Clamp Boring Bar

材質 Shank	產品型號 Model No	在庫 Stock R	在庫 Stock L	最小加工徑 DMIN (寸法 Dimension(mm))	刀桿高度 H	柄部直徑 DCON	標準全長 LF	工作寬度 WF	徑向前角 GAMF	刀片 Insert	墊片 Shim	中心銷 Screw of shim	壓板 Clamp	螺絲 Screw	C 扣環 Clasp	L 型板手 Wrench
S	S40T-EDQNR/L15	●	●	50	37	40	300	27	12	DN□□1504□□	SMD-463	LD-1	DN15	CS80	C-6	LW030 LW040
	S50U-EDQNR/L15	●	●	63	47	50	350	35	12							
	S40T-EDQNR/L15A	●	●	50	37	40	300	27	12	DN□□1506□□	SMD-466	LW-4	DN15	CS80	C-6	LW030 LW040
	S50U-EDQNR/L15A	●	●	63	47	50	350	35	12							

MDQN

本圖所示為右手刀(R) Right Hand Show

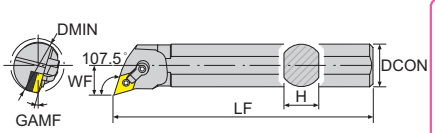

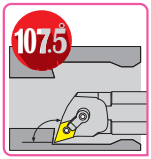

材質 Shank	圖解 Fig
S	

壓板式內徑加工車刀
Double Insert Clamp Boring Bar

材質 Shank	產品型號 Model No	在庫 Stock R	在庫 Stock L	最小加工徑 DMIN (寸法 Dimension(mm))	刀桿高度 H	柄部直徑 DCON	標準全長 LF	工作寬度 WF	徑向前角 GAMF	刀片 Insert	墊片 Shim	中心銷 Screw of shim	壓板 Clamp	雙頭螺絲 Screw	L 型板手 Wrench
S	S25R-MDQNR/L15	●	●	32	23	25	200	17	14	DN□□1504□□	–	LCS-511	CP50-24	CS70-21	LW025 LW030
	S32S-MDQNR/L15	●	●	40	30	32	250	22	14	DN□□1504□□	SMD-463	LCS-619	CP50-24	CS70-21	LW030
	S40T-MDQNR/L15	●	●	50	37	40	300	27	14						
	S50U-MDQNR/L15	●	●	63	47	50	350	32	14						

- ●刀柄材質詳解請參閱H4
- ●Shank Type detailed description Page-H4
- ●套筒需另購→參考M04-M09頁
- ●Sleeve refer Page-M04-M09

- ●A：鋼柄中心出水式 Steel Shank With Oil Hole
- ●C：鎢鋼刀柄 Carbide Shank
- ●S：一般鋼刀柄 Steel Shank
- ●H：模具鋼刀柄 Alloy Tool Steel
- ●H-O：模具鋼刀柄中心出水式 Alloy Tool Steel Shank With Oil Hole

MDZN

本圖所示為右手刀(R) Right Hand Show M-Type

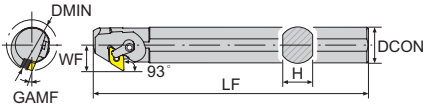

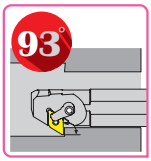

材質 Shank	圖解 Fig
S	

壓板式內徑加工車刀
Double Insert Clamp Boring Bar

材質 Shank	產品型號 Model No	在庫 Stock R	在庫 Stock L	最小加工徑 DMIN (寸法 Dimension(mm))	刀桿高度 H	柄部直徑 DCON	標準全長 LF	工作寬度 WF	徑向前角 GAMF	刀片 Insert	墊片 Shim	中心銷 Screw of shim	壓板 Clamp	雙頭螺絲 Screw	L 型板手 Wrench
S	S32S-MDZNR/L15	●	●	40	30	32	250	23	17	DN□□ 1504□□	SMD-463	LCS-619	CP50-24	CS70-21	LW030
	S40T-MDZNR/L15	●	●	50	37	40	300	27	15	DN□□ 1504□□	SMD-463	LCS-619	CP50-24	CS70-22	LW030
	S50U-MDZNR/L15	●	●	63	47	50	350	32	12						

●刀柄材質詳解請參閱H4
●Shank Type detailed description Page-H4
●套筒需另購→參考M04-M09頁
●Sleeve refer Page-M04-M09

●A：鋼柄中心出水式 Steel Shank With Oil Hole
●C：鎢鋼刀柄 Carbide Shank
●S：一般鋼刀柄 Steel Shank
●H：模具鋼刀柄 Alloy Tool Steel
●H-O：模具鋼刀柄中心出水式 Alloy Tool Steel Shank With Oil Hole

EVUN

本圖所示為右手刀(R) Right Hand Show

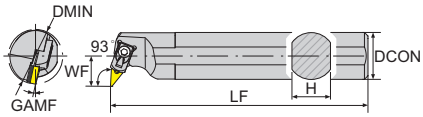

材質 Shank	圖解 Fig
S	

壓板式內徑加工車刀
Double Insert Clamp Boring Bar

材質 Shank	產品型號 Model No	在庫 Stock R	在庫 Stock L	最小加工徑 DMIN	刀桿高度 H	柄部直徑 DCON	標準全長 LF	工作寬度 WF	徑向前角 GAMF	刀片 Insert	墊片 Shim	中心銷 Screw of shim	壓板 Clamp	螺絲 Screw	C 扣環 Clasp	L 型板手 Wrench
				寸法 Dimension(mm)												
S	S40T-EVUNR/L16	●	●	50	37	40	300	26	15	VN□□1604□□	SMV-322	LT-3	VN16	CS60E	C-5	LW025 LW030
	S50U-EVUNR/L16	●	●	63	47	50	350	35	12							

MVUN

本圖所示為右手刀(R) Right Hand Show

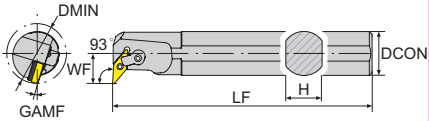

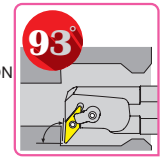

材質 Shank	圖解 Fig
S	

壓板式內徑加工車刀
Double Insert Clamp Boring Bar

材質 Shank	產品型號 Model No	在庫 Stock R	在庫 Stock L	最小加工徑 DMIN	刀桿高度 H	柄部直徑 DCON	標準全長 LF	工作寬度 WF	徑向前角 GAMF	刀片 Insert	墊片 Shim	中心銷 Screw of shim	壓板 Clamp	雙頭螺絲 Screw	L 型板手 Wrench
				寸法 Dimension(mm)											
S	S25R-MVUNR/L16	●	●	36	23	25	200	20	12	VN□□1604□□	SMV-322	LCS-513	CP50-22	CS70-21	LW020 LW030
	S32S-MVUNR/L16	●	●	42	30	32	250	22	17						
	S40T-MVUNR/L16	●	●	50	37	40	300	26	15	VN□□1604□□	SMV-322	LCS-513	CP50-22	CS70-22	LW020 LW030
	S50U-MVUNR/L16	●	●	63	47	50	350	32	12						

●刀柄材質詳解請參閱H4
●Shank Type detailed description Page-H4
●套筒需另購→參考M04-M09頁
●Sleeve refer Page-M04-M09

●A：鋼柄中心出水式 Steel Shank With Oil Hole
●C：鎢鋼刀柄 Carbide Shank
●S：一般鋼刀柄 Steel Shank
●H：模具鋼刀柄 Alloy Tool Steel
●H-O：模具鋼刀柄中心出水式 Alloy Tool Steel Shank With Oil Hole

EVQN

本圖所示為右手刀(R) Right Hand Show

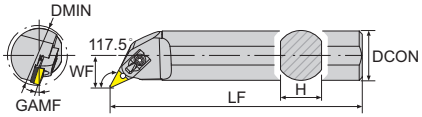

材質 Shank	圖解 Fig
S	

壓板式內徑加工車刀
Double Insert Clamp Boring Bar

材質 Shank	產品型號 Model No	在庫 Stock R	在庫 Stock L	最小加工徑 DMIN	刀桿高度 H	柄部直徑 DCON	標準全長 LF	工作寬度 WF	徑向前角 GAMF	刀片 Insert	墊片 Shim	中心銷 Screw of shim	壓板 Clamp	螺絲 Screw	C 扣環 Clasp	L 型板手 Wrench
				寸法 Dimension(mm)												
S	S40T-EVQNR/L16	●	●	50	37	40	300	27	15	VN□□ 1604 □□	SMV-322	LT-3	VN16	CS60E	C-5	LW025 LW030
	S50U-EVQNR/L16	●	●	63	47	50	350	32	12							
	S50X-EVQNR/L16	●	●	63	47	50	600	32	12							

MVQN

本圖所示為右手刀(R) Right Hand Show

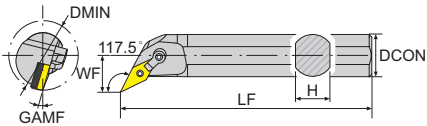

材質 Shank	圖解 Fig
S	

壓板式內徑加工車刀
Double Insert Clamp Boring Bar

材質 Shank	產品型號 Model No	在庫 Stock R	在庫 Stock L	最小加工徑 DMIN	刀桿高度 H	柄部直徑 DCON	標準全長 LF	工作寬度 WF	徑向前角 GAMF	刀片 Insert	墊片 Shim	中心銷 Screw of shim	壓板 Clamp	雙頭螺絲 Screw	L 型板手 Wrench
				寸法 Dimension(mm)											
S	S25R-MVQNR/L16	●	●	36	23	25	200	17	12	VN□□ 1604□□	SMV-322	LCS-513	CP50-22	CS70-21	LW020 LW030
	S32S-MVQNR/L16	●	●	42	30	32	250	23	17						
	S40T-MVQNR/L16	●	●	50	37	40	300	27	15	VN□□ 1604□□	SMV-322	LCS-513	CP50-22	CS70-22	LW020 LW030
	S50U-MVQNR/L16	●	●	63	47	50	350	32	12						

●刀柄材質詳解請參閱H4
●Shank Type detailed description Page-H4
●套筒需另購→參考M04-M09頁
●Sleeve refer Page-M04-M09

●A：鋼柄中心出水式 Steel Shank With Oil Hole
●C：鎢鋼刀柄 Carbide Shank
●S：一般鋼刀柄 Steel Shank
●H：模具鋼刀柄 Alloy Tool Steel
●H-O：模具鋼刀柄中心出水式 Alloy Tool Steel Shank With Oil Hole

EVLN

本圖所示為右手刀(R) Right Hand Show

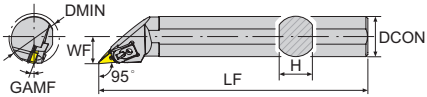

材質 Shank	圖解 Fig
S	

壓板式內徑加工車刀
Double Insert Clamp Boring Bar

材質 Shank	產品型號 Model No	在庫 Stock R	在庫 Stock L	最小加工徑 DMIN (寸法 Dimension(mm))	刀桿高度 H	柄部直徑 DCON	標準全長 LF	工作寬度 WF	徑向前角 GAMF	刀片 Insert	墊片 Shim	中心銷 Screw of shim	壓板 Clamp	螺絲 Screw	C 扣環 Clasp	L 型板手 Wrench
S	S40T-EVLNR/L16	●	●	50	37	40	300	26	15	VN□□1604□□	SMV-322	LT-3	VN16	CS60E	C-5	LW025 LW030
	S50U-EVLNR/L16	●	●	63	47	50	350	32	12							

MVLN

本圖所示為右手刀(R) Right Hand Show

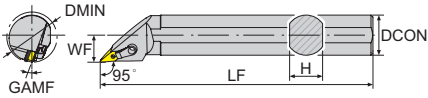

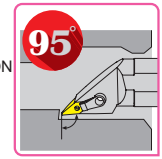

材質 Shank	圖解 Fig
S	

壓板式內徑加工車刀
Double Insert Clamp Boring Bar

材質 Shank	產品型號 Model No	在庫 Stock R	在庫 Stock L	最小加工徑 DMIN (寸法 Dimension(mm))	刀桿高度 H	柄部直徑 DCON	標準全長 LF	工作寬度 WF	徑向前角 GAMF	刀片 Insert	墊片 Shim	中心銷 Screw of shim	壓板 Clamp	雙頭螺絲 Screw	L 型板手 Wrench
S	S25R-MVLNR/L16	●	●	36	23	25	200	17	12	VN□□1604□□	SMV-322	LCS-513	CP50-22	CS70-21	LW020 LW030
	S32S-MVLNR/L16	●	●	42	30	32	250	23	17						
	S40T-MVLNR/L16	●	●	50	37	40	300	26	15						
	S50U-MVLNR/L16	●	●	63	47	50	350	32	12						

- ●刀柄材質詳解請參閱H4
- ●Shank Type detailed description Page-H4
- ●套筒需另購→參考M04-M09頁
- ●Sleeve refer Page-M04-M09

- ●A：鋼柄中心出水式 Steel Shank With Oil Hole
- ●C：鎢鋼刀柄 Carbide Shank
- ●S：一般鋼刀柄 Steel Shank
- ●H：模具鋼刀柄 Alloy Tool Steel
- ●H-O：模具鋼刀柄中心出水式 Alloy Tool Steel Shank With Oil Hole

MSKN

本圖所示為右手刀(R) Right Hand Show M-Type

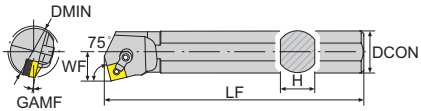

材質 Shank	圖解 Fig
S	

壓板式內徑加工車刀
Double Insert Clamp Boring Bar

材質 Shank	產品型號 Model No	在庫 Stock R	在庫 Stock L	最小加工徑 DMIN	刀桿高度 H	柄部直徑 DCON	標準全長 LF	工作寬度 WF	徑向前角 GAMF	刀片 Insert	墊片 Shim	中心銷 Screw of shim	壓板 Clamp	雙頭螺絲 Screw	L 型板手 Wrench
				寸法 Dimension(mm)											
S	S20R-MSKNR/L12	●	●	25	18	20	200	13	17	SN□□ 1204□□	–	LCS-511	CP50-21	CS70-20	LW025
	S25R-MSKNR/L12	●	●	32	23	25	200	17	14	SN□□ 1204□□	–	LCS-511	CP50-22	CS70-21	LW025 LW030
	S32S-MSKNR/L12	●	●	40	30	32	250	22	14	SN□□ 1204□□	SMS-432	LCS-617	CP50-22	CS70-22	LW030
	S40T-MSKNR/L12	●	●	50	37	40	300	27	12						
	S50U-MSKNR/L12	●	●	63	47	50	350	32	12						

●刀柄材質詳解請參閱H4
●Shank Type detailed description Page-H4
●套筒需另購→參考M04-M09頁
●Sleeve refer Page-M04-M09

●A：鋼柄中心出水式 Steel Shank With Oil Hole
●C：鎢鋼刀柄 Carbide Shank
●S：一般鋼刀柄 Steel Shank
●H：模具鋼刀柄 Alloy Tool Steel
●H-O：模具鋼刀柄中心出水式 Alloy Tool Steel Shank With Oil Hole

內徑螺紋車刀系列
Threading Boring Bar Series

SIN
一般鋼刀體
Steel Shank

直柄鎢鋼材質刀架
具抗震高鋼性
擁有更穩定加工尺
寸及優良螺紋形狀
Threading Boring
Bar with Carbide
shank with high
rigidity show better
performance on
anti-vibration and
stabilize the thread
size and shape while
the processing.

HIN
模具鋼刀體
Alloy Tool Steel

提升耐用度
加強抗震性
擁有更穩定加工尺寸
以及優良的螺紋
形狀加工
High rigidity show
better performance
on anti-vibration,
stabilize the thread
size and shape
while the processing.

HIN-O
中心出水式
Central Coolant

中心出水設計
提升耐用度
加強抗震性
擁有更穩定加工尺寸
以及優良的螺紋
形狀加工
Central coolant
High rigidity show
better performance
on anti-vibration,
stabilize the thread
size and shape
while the processing.

CIN
鎢鋼刀體
Carbide Shank

全鎢鋼刀體
增加刀具鋼性
提高加工尺寸
精度及良好表面粗度
Carbide Shank
High rigidity adapts
perfectly to
nhance the high
accuracy on size,
shape, and surface
while processing.



SIN

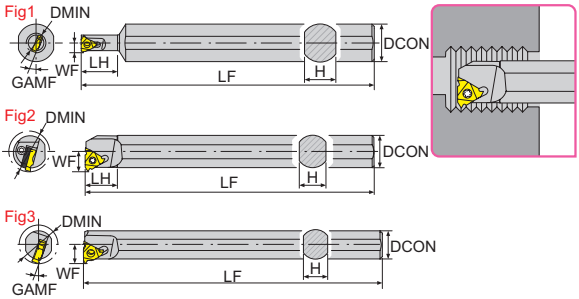

圖解 Fig	刀桿形狀 Tool Type
Fig1	
Fig2	
Fig3	
Fig4	

內徑螺紋車刀
Internal Threading Tool

新規格上市 New Specification Arrival

材質 Shank	產品型號 Model No	圖解 Fig	在庫 Stock R	在庫 Stock L	最小加工徑 DMIN	刀桿高度 H	柄部直徑 DCON	刀頭長度 LH	標準全長 LF	工作寬度 WF	徑向前角 GAMF	刀片 Insert	墊片 Shim	墊片 Shim	螺絲 Screw	螺絲 Screw	旗型板手 Wrench	L型板手 Wrench
			寸法 Dimension(mm)															
S	SNR0005H-06	1	●		8	11	12	10	100	3.7	22	06IR	–	–	CS20	–	T-6	–
	SNR0008K-08	1	●		9	15	16	15	125	4.2	22	08IR	–	–	CS22	–	T-7	–
	SINR-0008-08-125	4	●		9	7	8	25	125	5	22							
NEW	SINR/L-1012-11-X01	2	●		12	11	12	25	150	5.8	20	11 IR/ER	–	–	CS25	–	T-8	–
NEW	SINR/L-1216-11-X01	2	●		12	15	16	30	150	6	20							
NEW	SINR/L-1516-11-X01	2	●		16	15	16	–	150	7.5	15							
	SINR/L-0010-11-125	4	●	●	13	9	10	–	125	7	20	11 IR/ER	–	–	CS30	–	T-10	–
	SINR/L-0012-11-125	4	●	●	15	11	12	–	125	8	20							
	SINR/L-0016-16-150	4	●	●	20	15	16	–	150	10.9	18	16 IR/ER	–	–	CS35	–	T-15	–
	SINR/L1210-11	1	●	●	12	9	10	25	150	6	20	11 IR/ER	–	–	CS30	–	T-10	–
	SINR/L-1012-11	1	●	●	12	11	12	25	150	5.8	20							
	SINR/L-1216-11	1	●	●	12	15	16	25	150	6	20							
	SINR/L-1516-11	1	●	●	16	15	16	30	150	7.5	15							
	SINR/L-1616-16	1	●	●	16	15	16	20	150	8	18	16 IR/ER	–	–	CS35	–	T-15	–
	SINR/L-2016-16	1	●	●	20	15	16	20	150	10	15							

※ 請接下頁。 ※ Continued on next page.

- ●刀柄材質詳解請參閱H4
- ●Shank Type detailed description Page-H4
- ●套筒需另購→參考M04-M09頁
- ●Sleeve refer Page-M04-M09

- ●A：鋼柄中心出水式 Steel Shank With Oil Hole
- ●C：鎢鋼刀柄 Carbide Shank
- ●S：一般鋼刀柄 Steel Shank
- ●H：模具鋼刀柄 Alloy Tool Steel
- ●H-O：模具鋼刀柄中心出水式 Alloy Tool Steel Shank With Oil Hole

S-Type

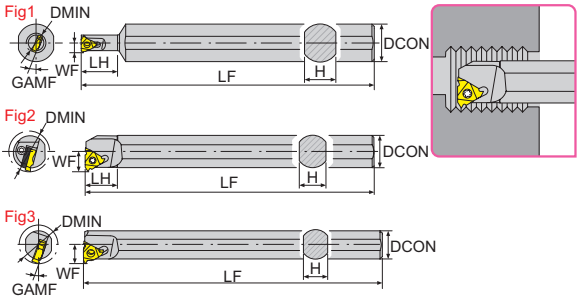

圖解 Fig	刀桿形狀 Tool Type
Fig1	
Fig2	
Fig3	
Fig4	

材質 Shank	產品型號 Model No	圖解 Fig	在庫 Stock R	在庫 Stock L	最小加工徑 DMIN	刀桿高度 H	柄部直徑 DCON	刀頭長度 LH	標準全長 LF	工作寬度 WF	徑向前角 GAMF	刀片 Insert	墊片 Shim	墊片 Shim	螺絲 Screw	螺絲 Screw	旗型板手 Wrench	L型板手 Wrench
			寸法 Dimension(mm)															
S	SINR/L-2420S-16	3	●	●	25	18	20	20	180	12.3	15	16 IR/ER	AI16	AE16	CS35 115	CS6-0306	T-15	LW025
	SINR/L-3025S-16	3	●	●	31	23	25	25	200	15	15							
	SINR/L-3732S-16	3	●	●	38	30	32	45	250	18.5	15							
	SINR/L-4440S-16	3	●	●	45	37	40	60	300	22.4	15							
	SINR/L-5450S-16	3	●	●	55	47	50	75	350	27.4	15							
	SINR/L-3025S-22	3	●	●	33	23	25	25	200	16.2	15	22 IR/ER	AI22	AE22	CS45 115	CS6-0406	T-15	LW030
	SINR/L-3732S-22	3	●	●	39	30	32	45	250	19	15							
	SINR/L-4740S-22	3	●	●	48	37	40	60	300	23.9	15							
	SINR/L-5750S-22	3	●	●	58	47	50	75	350	28.9	15							

●ER：左手刀片。Left hand insert.
●IR：右手刀片。Right hand insert.

●刀柄材質詳解請參閱H4
●Shank Type detailed description Page-H4
●套筒需另購→參考M04-M09頁
●Sleeve refer Page-M04-M09

●A：鋼柄中心出水式 Steel Shank With Oil Hole
●C：鎢鋼刀柄 Carbide Shank
●S：一般鋼刀柄 Steel Shank
●H：模具鋼刀柄 Alloy Tool Steel
●H-O：模具鋼刀柄中心出水式 Alloy Tool Steel Shank With Oil Hole

HIN

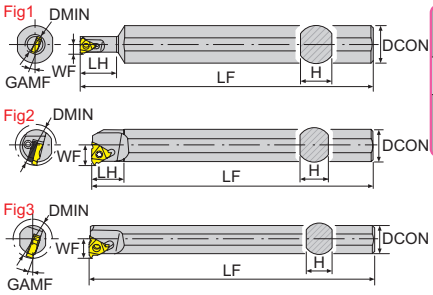

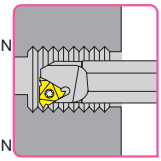

圖解 Fig	刀桿形狀 Tool Type
Fig1	
Fig2	
Fig3	

內徑螺紋車刀
Internal Threading Tool

材質 Shank	產品型號 Model No	圖解 Fig	在庫 Stock R	在庫 Stock L	最小加工徑 DMIN	刀桿高度 H	柄部直徑 DCON	刀頭長度 LH	標準全長 LF	工作寬度 WF	徑向前角 GAMF	刀片 Insert	墊片 Shim	墊片 Shim	螺絲 Screw	螺絲 Screw	旗型板手 Wrench	L型板手 Wrench
					寸法 Dimension(mm)													
H	HNR0005H-06	1	●		8	11	12	12	100	3.7	22	06IR	–	–	CS20	–	T-6	–
	HNR0008K-08	1	●		9	15	16	21	125	4.2	22	08IR	–	–	CS22	–	T-7	–
	HINR/L-0010-11-125	3	●		13	9	10	–	125	7	20	11 IR/ER	–	–	CS30	–	T-10	–
	HINR/L-0012-11-125	3	●		15	11	12	–	125	8	20							
	HINR/L-0016-16-150	3	●		20	15	16	–	150	10.9	18	16 IR/ER	–	–	CS35	–	T-15	–
	HINR/L-1210-11	1	●		12	9	10	25	150	6	20	11 IR/ER	–	–	CS30	–	T-10	–
	HINR/L-1012-11	1	●		12	11	12	25	150	5.8	20							
	HINR/L-1216-11	1	●		12	15	16	30	150	6	20							
	HINR/L-1516-11	1	●		16	15	16	30	150	7.5	15							
	HINR/L-1616-16	1	●		16	15	16	30	150	8	18	16 IR/ER	–	–	CS35	–	T-15	–
	HINR/L-2016-16	1	●		20	15	16	30	150	10	15							
	HINR/L-2420S-16	2	●		25	18	20	32	180	12.3	15	16 IR/ER	AI16	AE16	CS 35115	CS6-0306	T-15	LW025
	HINR/L-3025S-16	2	●	●	31	23	25	38	200	15	15							
	HINR/L-3732S-16	2	●	●	38	30	32	48	250	18.5	15							
	HINR/L-4440S-16	2	●	●	45	37	40	60	300	22.4	15							
	HINR/L-5450S-16	2	●		55	47	50	75	350	27.4	15							

※ 請接下頁。 ※ Continued on next page.

●刀柄材質詳解請參閱H4
●Shank Type detailed description Page-H4
●套筒需另購→參考M04-M09頁
●Sleeve refer Page-M04-M09

●A：鋼柄中心出水式 Steel Shank With Oil Hole
●C：鎢鋼刀柄 Carbide Shank
●S：一般鋼刀柄 Steel Shank
●H：模具鋼刀柄 Alloy Tool Steel
●H-O：模具鋼刀柄中心出水式 Alloy Tool Steel Shank With Oil Hole

S-Type

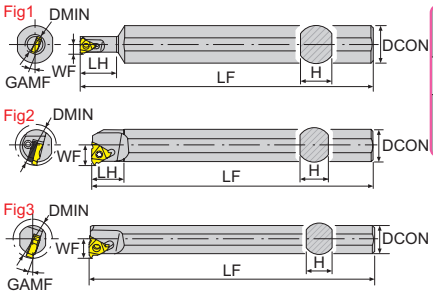

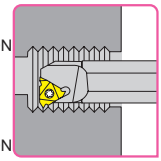

圖解 Fig	刀桿形狀 Tool Type
Fig1	
Fig2	
Fig3	

材質 Shank	產品型號 Model No	圖解 Fig	在庫 Stock R	在庫 Stock L	最小加工徑 DMIN	刀桿高度 H	柄部直徑 DCON	刀頭長度 LH	標準全長 LF	工作寬度 WF	徑向前角 GAMF	刀片 Insert	墊片 Shim	墊片 Shim	螺絲 Screw	螺絲 Screw	旗型板手 Wrench	L型板手 Wrench
					寸法 Dimension(mm)													
H	HINR/L-3025S-22	2	●		33	23	25	38	200	16.2	15	22 IR/ER	AI22	AE22	CS 45115	CS6-0406	T-15	LW030
	HINR/L-3732S-22	2	●	●	39	30	32	48	250	19	15							
	HINR/L-4740S-22	2	●	●	48	37	40	60	300	23.9	15							
	HINR/L-5750S-22	2	●		58	47	50	75	350	28.9	15							

●ER：左手刀片。Left hand insert.
●IR：右手刀片。Right hand insert.

●刀柄材質詳解請參閱H4
●Shank Type detailed description Page-H4
●套筒需另購→參考M04-M09頁
●Sleeve refer Page-M04-M09

●A：鋼柄中心出水式 Steel Shank With Oil Hole
●C：鎢鋼刀柄 Carbide Shank
●S：一般鋼刀柄 Steel Shank
●H：模具鋼刀柄 Alloy Tool Steel
●H-O：模具鋼刀柄中心出水式 Alloy Tool Steel Shank With Oil Hole

HIN-O

Fig1 DMIN

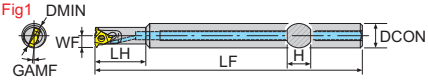

Fig2 DMIN

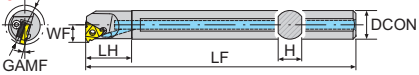

Fig3 DMIN

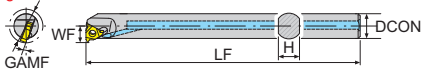

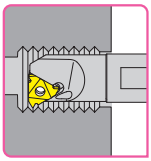

圖解 Fig	刀桿形狀 Tool Type
Fig1	
Fig2	
Fig3	

內徑中心出水螺紋車刀
Central Coolant Internal Threading Tool

材質 Shank	產品型號 Model No	圖解 Fig	在庫 Stock R	在庫 Stock L	最小加工徑 DMIN	刀桿高度 H	柄部直徑 DCON	刀頭長度 LH	標準全長 LF	工作寬度 WF	徑向前角 GAMF	刀片 Insert	墊片 Shim	墊片 Shim	螺絲 Screw	螺絲 Screw	旗型板手 Wrench	L型板手 Wrench
					寸法 Dimension(mm)													
H-O	HINR/L-0010-11-125-O	3	●		13	9	10	–	125	7	20	11 IR/ER	–	–	CS30	–	T-10	–
	HINR/L-0012-11-125-O	3	●		15	11	12	–	125	8	20							
	HINR/L-0016-16-150-O	3	●		20	15	16	–	150	10.9	18	16 IR/ER	–	–	CS35	–	T-15	–
	HINR/L-1210-11-O	1	●		12	9	10	25	100	6	20	11 IR/ER	–	–	CS30	–	T-10	–
	HINR/L-1012-11-O	1	●		12	11	12	25	125	5.8	20							
	HINR/L-1216-11-O	1	●		12	15	16	30	150	6	20							
	HINR/L-1516-11-O	1	●		16	15	16	30	150	7.5	15							
	HINR/L-1616-16-O	1	●		16	15	16	30	150	8	18	16 IR/ER	–	–	CS35	–	T-15	–
	HINR/L-2016-16-O	1	●		20	15	16	30	150	10	15							
	HINR/L-2420S-16-O	2	●		25	18	20	32	180	12.3	15	16 IR/ER	AI16	AE16	CS 35115	CS6-0306	T-15	LW025
	HINR/L-3025S-16-O	2	●		31	23	25	38	200	15	15							
	HINR/L-3732S-16-O	2	●		38	30	32	48	250	18.5	15							
	HINR/L-4440S-16-O	2			45	37	40	60	300	22.4	15							
	HINR/L-5450S-16-O	2			55	47	50	75	350	27.4	15							
	HINR/L-3025S-22-O	2	●		31	23	25	38	200	15	15	22 IR/ER	AI22	AE22	CS 45115	CS6-0406	T-15	LW030

●ER：左手刀片。Left hand insert.
●IR：右手刀片。Right hand insert.

※ 請接下頁。 ※ Continued on next page.

●刀柄材質詳解請參閱H4
●Shank Type detailed description Page-H4
●套筒需另購→參考M04-M09頁
●Sleeve refer Page-M04-M09

●A：鋼柄中心出水式 Steel Shank With Oil Hole
●C：鎢鋼刀柄 Carbide Shank
●S：一般鋼刀柄 Steel Shank
●H：模具鋼刀柄 Alloy Tool Steel
●H-O：模具鋼刀柄中心出水式 Alloy Tool Steel Shank With Oil Hole

S-Type

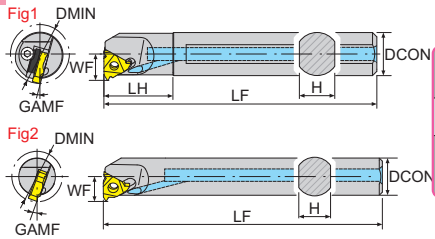

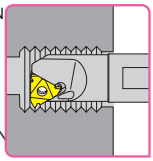

圖解 Fig	刀桿形狀 Tool Type
Fig1	
Fig2	

寸法 Dimension(mm)

材質 Shank	產品型號 Model No	圖解 Fig	在庫 Stock R	在庫 Stock L	最小加工徑 DMIN	刀桿高度 H	柄部直徑 DCON	刀頭長度 LH	標準全長 LF	工作寬度 WF	徑向前角 GAMF	刀片 Insert	墊片 Shim	墊片 Shim	螺絲 Screw	螺絲 Screw	旗型板手 Wrench	L型板手 Wrench
H-O	HINR/L-3732S-22-O	2	●		39	30	32	48	250	19	15	22 IR/ER	AI22	AE22	CS 45115	CS6-0406	T-15	LW030
	HINR/L-4740S-22-O	2			48	37	40	60	300	23.9	15							
	HINR/L-5750S-22-O	2			58	47	50	75	350	28.9	15							

●ER：左手刀片。Left hand insert.
●IR：右手刀片。Right hand insert.

●ER：左手刀片。Left hand insert.
●IR：右手刀片。Right hand insert.

●刀柄材質詳解請參閱H4
●Shank Type detailed description Page-H4
●套筒需另購→參考M04-M09頁
●Sleeve refer Page-M04-M09

●A：鋼柄中心出水式 Steel Shank With Oil Hole
●C：鎢鋼刀柄 Carbide Shank
●S：一般鋼刀柄 Steel Shank
●H：模具鋼刀柄 Alloy Tool Steel
●H-O：模具鋼刀柄中心出水式 Alloy Tool Steel Shank With Oil Hole

S-Type

CIN

Fig1

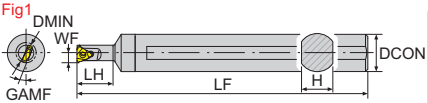

Fig2

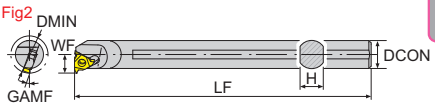

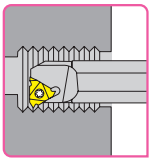

圖解 Fig	刀桿形狀 Tool Type
Fig1	
Fig2	

內徑螺紋車刀
Internal Threading Tool

材質 Shank	產品型號 Model No	圖解 Fig	在庫 Stock R	在庫 Stock L	最小加工徑 DMIN	刀桿高度 H	柄部直徑 DCON	刀頭長度 LH	標準全長 LF	工作寬度 WF	徑向前角 GAMF	刀片 Insert	螺絲 Screw	旗型板手 Wrench
			寸法 Dimension(mm)											
C	CINR-0006-06	2	●		8	5.5	6	–	110	4	22	06IR	CS20	T-6
	CNR0008K-08	1	●		9	15	16	15	125	4.2	22	08IR	CS22	T-7
	CINR-0008-08	2			9	7.4	8	–	125	5	22	08IR	CS22	T-7
	CINR/L-0010-11	2	●		15	9.4	10	–	150	7	20	11 IR/ER	CS30	T-10
	CINR/L-0012-11	2	●		17	11.4	12	–	150	8	20			
	CINR/L-0016-16	2	●		22	15	16	–	150	10.9	18	16 IR/ER	CS35	T-15